



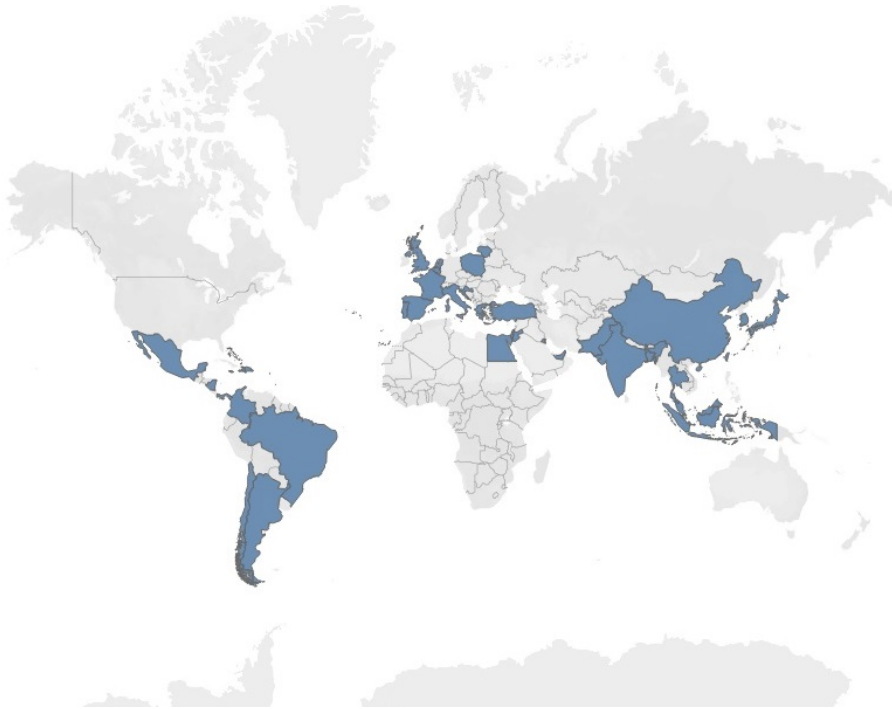
U.S. DEPARTMENT OF  
**ENERGY**

Fossil Energy and  
Carbon Management

OFFICE OF RESOURCE SUSTAINABILITY

# LNG Monthly

Published November 2021



Map shows Countries of Destination of Exports of Domestically-Produced LNG  
(February 2016 through September 2021)

To be placed on the LNG Monthly email distribution list, please add your contact information here:

[https://public.govdelivery.com/accounts/USDOEOFE/subscriber/new?utm\\_medium=email&utm\\_source=govdelivery](https://public.govdelivery.com/accounts/USDOEOFE/subscriber/new?utm_medium=email&utm_source=govdelivery)

All other inquiries, please send an email to [nreports@hq.doe.gov](mailto:nreports@hq.doe.gov).

For electronic version: <https://www.energy.gov/fe/listings/lng-reports>

# Table of Contents

## Cumulative Map of LNG Exports

<b>1</b>	<b>Summary</b> .....	1
1a	Table of Exports of Domestically-Produced LNG Delivered by Region – from February 2016 .....	1
1b	Shipments of Domestically-Produced LNG Delivered by Country – from February 2016 .....	2
1c	Domestically-Produced LNG Exported by Terminal .....	3
1d	Domestically-Produced LNG Exported by Region.....	3
1e	Volumes and Percentages of FTA and nFTA Shipments of Domestically-Produced LNG Delivered.....	4
1f	Domestically-Produced LNG Delivered by Export Terminal per month.....	5
1g	Vessel-Borne Imports of LNG by Import Terminal per month.....	6
	(i) Vessel-Borne Imports of LNG to Continental United States.....	6
	(ii) Vessel-Borne Imports of LNG to Puerto Rico .....	7
1h	Destination of Domestically-Produced LNG Delivered by Country and Region with Trade Agreement Status.....	8
<b>2</b>	<b>LNG Activity</b>	
2a	Shipments of Domestically-Produced LNG Delivered YTD 2021 .....	
	(i) Sabine Pass .....	9
	(ii) Cove Point.....	16
	(iii) Corpus Christi .....	18
	(iv) Cameron .....	25
	(v) Freeport .....	29
	(vi) Elba Island .....	35
2b	Shipments of Domestically-Produced LNG Shipped by ISO Container YTD 2021 .....	36
2c	Shipments of LNG Re-Exported YTD 2021.....	42
2d	LNG Imports by Country, Receiving Terminal, and Importer .....	43
2e	Shipments of LNG Received YTD 2021.....	44
2f	Shipments of LNG Received YTD 2021, Puerto Rico .....	45
<b>3</b>	<b>Graphical Summaries</b> .....	47
<b>4</b>	<b>Notes and Definitions</b> .....	50

Office of Fossil Energy and Carbon Management

Office of Resource Sustainability

Office of Regulation, Analysis, and Engagement

Division of Natural Gas Regulation

Phone: 202-586-7991

# Summary

## Overview of Activity for September 2021

- **Top five countries of destination, representing 61.4% of total U.S. LNG exports in September 2021**
  - China (48.6 Bcf), Brazil (38.3 Bcf), South Korea (31.4 Bcf), Spain (31.3 Bcf), and Turkey (24.2 Bcf)
- **284.6 Bcf of exports in September 2021**
  - 4.5% decrease from August 2021
  - 88.4% more than September 2020
- **94 cargos shipped in September 2021**
  - Sabine Pass (31), Corpus Christi (22), Cameron (18), Freeport (16), Cove Point (5), Elba Island (2)
  - 98 cargos in August 2021
  - 45 cargos in September 2020

### 1a. Table of Exports of Domestically-Produced LNG Delivered by Region (Cumulative from February 2016 through September 2021)

Region	Number of Countries Receiving Per Region	Volume Exported (Bcf)	Percentage Receipts of Total Volume Exported (%)	Number of Cargos*
East Asia and Pacific	8	3,379.8	38.5%	982
Europe and Central Asia	13	2,661.4	30.3%	827
Latin America and the Caribbean**	13	1,781.1	20.3%	627
Middle East and North Africa	5	313.4	3.6%	92
South Asia	3	651.0	7.4%	193
Sub-Saharan Africa	0	0.0	0.0%	0
<b>Total LNG Exports</b>	<b>42</b>	<b>8,786.8</b>	<b>100.0%</b>	<b>2,721</b>

\*Split cargos counted as both individual cargos and countries

\*\*Number of cargos does not include the shipments by ISO container

## 1b. Shipments of Domestically-Produced LNG Delivered – by Country (Cumulative from February 2016 through September 2021)

Country of Destination	Region	Number of Cargos	Volume (Bcf of Natural Gas)	Percentage of Total U.S LNG Exports (%)
1. South Korea*	East Asia and Pacific	381	1,329.5	15.1%
2. Japan*	East Asia and Pacific	271	937.5	10.7%
3. China*	East Asia and Pacific	224	772.5	8.8%
4. Mexico*	Latin America and the Caribbean	161	541.9	6.2%
5. Spain*	Europe and Central Asia	169	533.2	6.1%
6. India*	South Asia	141	479.0	5.5%
7. Brazil*	Latin America and the Caribbean	167	460.6	5.2%
8. United Kingdom	Europe and Central Asia	130	434.0	4.9%
9. Chile*	Latin America and the Caribbean	119	376.9	4.3%
10. France*	Europe and Central Asia	103	343.9	3.9%
11. Netherlands*	Europe and Central Asia	94	307.2	3.5%
12. Turkey*	Europe and Central Asia	93	295.1	3.4%
13. Italy	Europe and Central Asia	61	198.5	2.3%
14. Argentina*	Latin America and the Caribbean	82	196.1	2.2%
15. Taiwan*	East Asia and Pacific	61	194.3	2.2%
16. Portugal*	Europe and Central Asia	51	166.4	1.9%
17. Jordan*	Middle East and North Africa	36	124.2	1.4%
18. Poland	Europe and Central Asia	37	120.4	1.4%
19. Pakistan	South Asia	37	120.2	1.4%
20. Kuwait	Middle East and North Africa	27	93.1	1.1%
21. Dominican Republic*	Latin America and the Caribbean	42	92.6	1.1%
22. Greece*	Europe and Central Asia	32	92.0	1.0%
23. Singapore*	East Asia and Pacific	26	84.3	1.0%
24. Lithuania	Europe and Central Asia	22	70.1	0.8%
25. Belgium	Europe and Central Asia	19	61.4	0.7%
26. Thailand	East Asia and Pacific	16	56.9	0.6%
27. Jamaica*	Latin America and the Caribbean	23	54.8	0.6%
28. Bangladesh	South Asia	15	51.8	0.6%
29. United Arab Emirates	Middle East and North Africa	15	51.1	0.6%
30. Panama*	Latin America and the Caribbean	19	37.3	0.4%
31. Israel	Middle East and North Africa	9	28.0	0.3%
32. Croatia	Europe and Central Asia	8	26.9	0.3%
33. Colombia*	Latin America and the Caribbean	14	18.5	0.2%
34. Egypt	Middle East and North Africa	5	16.9	0.2%
35. Malta*	Europe and Central Asia	8	12.3	0.1%
36. Malaysia	East Asia and Pacific	1	3.7	0.0%
37. Indonesia*	East Asia and Pacific	2	1.1	0.0%
<b>Total Exports by Vessel</b>		<b>2,721</b>	<b>8,784.4</b>	
38. Barbados	Latin America and the Caribbean	276	1.1	0.0%
39. Bahamas	Latin America and the Caribbean	430	0.9	0.0%
40. Haiti	Latin America and the Caribbean	89	0.3	0.0%
Jamaica	Latin America and the Caribbean	4	0.0	0.0%
41. Antigua and Barbuda	Latin America and the Caribbean	1	0.0	0.0%
42. Nicaragua	Latin America and the Caribbean	1	0.0	0.0%
<b>Total Exports by ISO</b>		<b>799</b>	<b>2.3</b>	
<b>Total Exports by Vessel and ISO</b>		<b>3,520</b>	<b>8,786.8</b>	

### Note:

Volume and Number of Cargos are the cumulative totals of each individual Country of Destination by Region starting from February 2016.

Jamaica has received U.S. LNG exports by both vessel and ISO container. The volumes are totaled separately

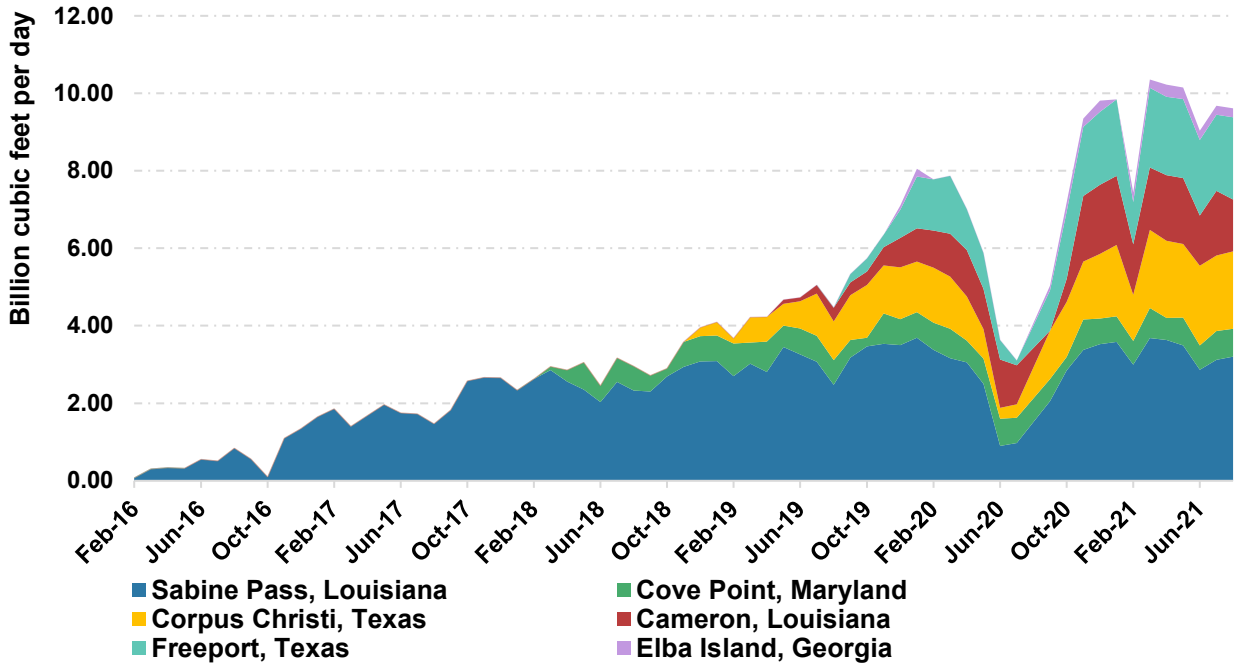
\* Split cargos counted as both individual cargos and countries.

Vessel = LNG Exports by Vessel and ISO container = LNG Exports by Vessel in ISO Containers.

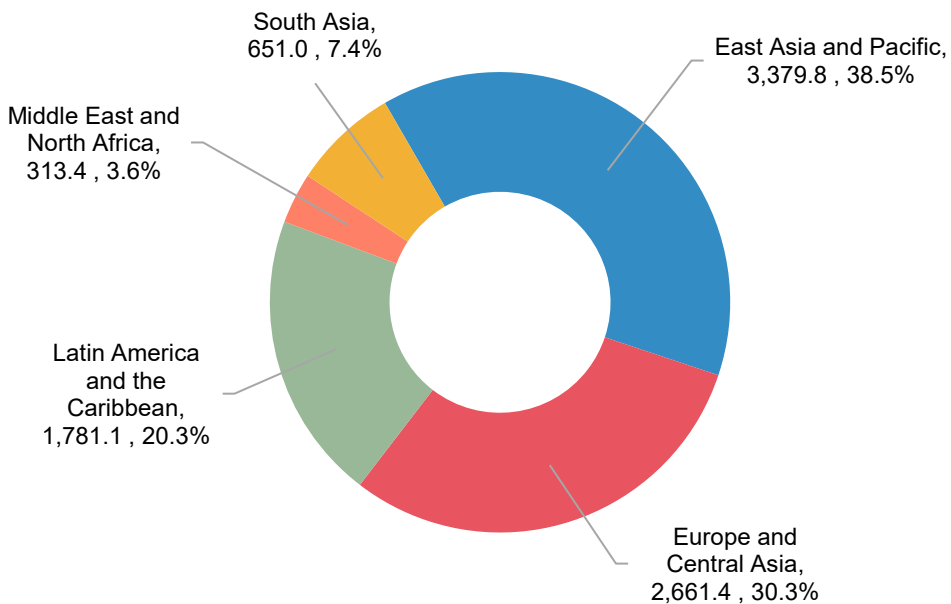
Does not include re-exports of previously-imported LNG. See table 2c for re-exports data.

Totals may not equal sum of components because of independent rounding.

### 1c. Domestically-Produced LNG Exported by Terminal (February 2016 through September 2021)

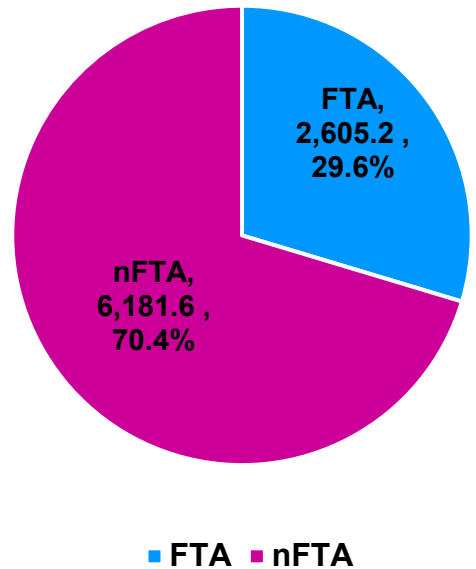


### 1d. Domestically-Produced LNG Exported by Region (Cumulative from February 2016 through September 2021) (Bcf, %)



## 1e. Volumes and Percentages of FTA and nFTA Shipments of Domestically-Produced LNG Delivered (Cumulative from February 2016 through September 2021)

	Volume (Bcf)	Percentage of Total Volume	Number of Countries
FTA	2,605.2	29.6%	9
nFTA	6,181.6	70.4%	33
<b>Total LNG Exports</b>	<b>8,786.8</b>	<b>100.0%</b>	<b>42</b>



**Spot cargos** total 477.1 Bcf - or 5.4 percent - of the 8,786.8 Bcf total volume of shipments.

These totals are cumulative starting from February 2016 through September 2021 - a cumulative listing of cargos and regions in Table 1b and a cumulative list of FTAs and nFTAs in Table 1h.

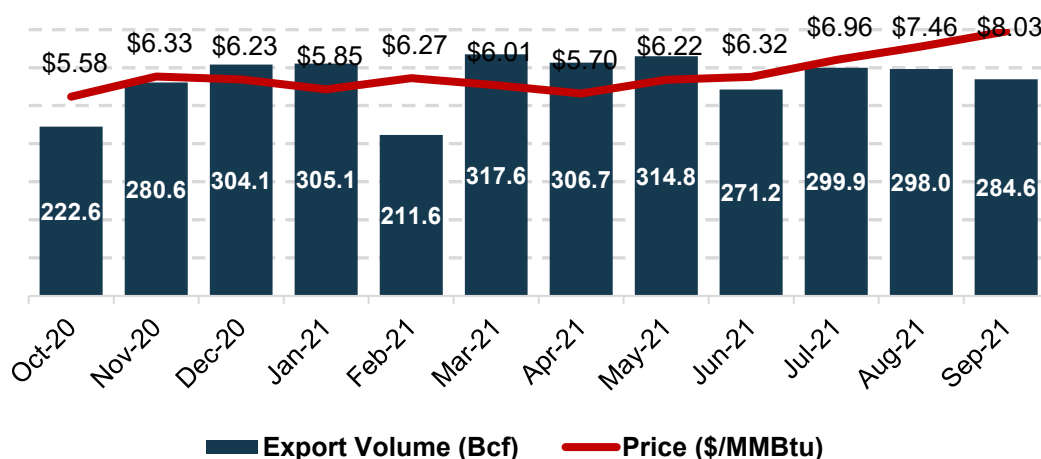
FTA Countries that Require National Treatment for Trade in Natural Gas -As of October 31, 2012, the United States has FTAs that require national treatment for trade in natural gas with Australia, Bahrain, Canada, Chile, Colombia, Dominican Republic, El Salvador, Guatemala, Honduras, Jordan, Mexico, Morocco, Nicaragua, Oman, Panama, Peru, Republic of Korea and Singapore. Panama is the most recent country with which the United States has entered into a FTA that requires national treatment for trade in natural gas, effective October 31, 2012. Not all countries that have a FTA with the United States require national treatment for trade in natural gas (i.e. Costa Rica and Israel). A list of all countries with which the United States has a FTA can be found at: <http://www.ustr.gov/trade-agreements/free-trade-agreements>.

More information can be found on DOE's website - <https://energy.gov/fe/services/natural-gas-regulation/how-obtain-authorization-import-andor-export-natural-gas-and-lng>

Totals may not equal sum of components because of independent rounding.

## 1f. Domestically-Produced LNG Delivered – Volume (Bcf) and Weighted Average price (\$/MMBtu) by Export Terminal per month

	Oct-20	Nov-20	Dec-20	Jan-21	Feb-21	Mar-21	Apr-21	May-21	Jun-21	Jul-21	Aug-21	Sep-21	Total
Sabine Pass, LA	88.3	101.4	109.4	111.1	83.8	114.1	108.9	108.2	85.8	96.7	99.3	99.6	1,206.7
	\$5.05	\$5.96	\$5.79	\$5.42	\$5.66	\$5.77	\$5.32	\$6.01	\$5.98	\$6.54	\$7.07	\$7.77	\$6.02
Cove Point, MD	10.6	23.4	20.4	20.4	17.2	24.0	17.1	22.4	19.1	23.0	22.3	13.7	233.8
	\$6.25	\$6.65	\$7.11	\$6.82	6.81	\$7.09	\$6.88	\$6.89	\$6.76	\$7.20	\$7.96	\$8.23	\$7.06
Corpus Christi, TX	44.1	45.0	51.8	57.2	33.3	62.6	59.9	58.8	61.5	60.5	61.7	64.4	660.8
	\$5.08	\$6.38	\$6.18	\$6.27	\$5.81	\$5.60	\$5.58	\$6.03	\$6.30	\$7.04	\$7.45	\$8.38	\$6.41
Cameron, LA	18.3	50.6	55.1	55.3	36.5	49.9	50.9	52.8	39.0	51.8	41.7	52.8	554.7
	\$9.40	\$6.87	\$6.60	\$5.93	\$7.86	\$6.25	\$5.86	\$6.60	\$6.92	\$7.28	\$8.07	\$7.99	\$6.96
Freeport, TX	53.8	53.7	58.5	61.1	30.5	63.6	60.6	63.2	58.5	60.9	62.8	48.6	675.9
	\$5.45	\$6.38	\$6.44	\$5.84	\$6.08	\$6.28	\$6.00	\$6.26	\$6.38	\$7.23	\$7.47	\$8.09	\$6.49
Elba Island, GA	7.4	6.5	8.9	-	10.3	3.3	9.4	9.4	7.2	7.0	7.2	5.5	82.0
	\$5.36	\$5.98	\$6.27	-	\$6.78	\$5.90	\$5.84	\$5.74	\$5.76	\$6.57	\$7.54	\$7.64	\$6.29
Total	222.6	280.6	304.1	305.1	211.6	317.6	306.7	314.8	271.2	299.9	298.0	284.6	3,416.7
	\$5.58	\$6.33	\$6.23	\$5.85	\$6.27	\$6.01	\$5.70	\$6.22	\$6.32	\$6.96	\$7.46	\$8.03	\$6.42



### Notes:

\*Beginning with July 2019 data, with the exception of some commissioning cargoes as indicated in Table 2(a), all average export cargo prices include liquefaction fees.

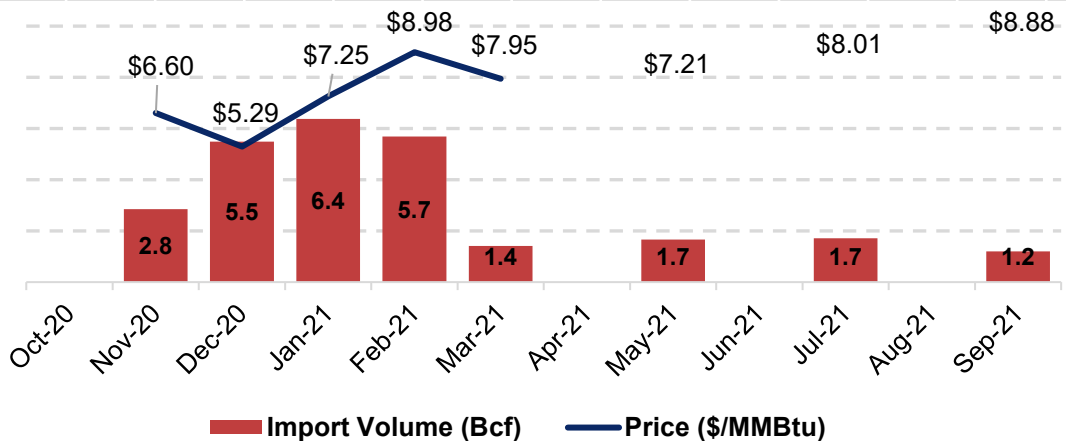
From January to June 2019, some cargoes at Sabine Pass and Corpus Christi do not include liquefaction fees. For further details, please see Tables 2a(i) and 2a(iii).

Does not include re-exports of previously-imported LNG. See table 2c for re-exports data.

Totals may not equal sum of components because of independent rounding.

### 1g(i). Vessel-Borne Imports of LNG – Volume (Bcf) and Weighted Average price (\$/MMBtu) by Import Terminal per month

	Oct-20	Nov-20	Dec-20	Jan-21	Feb-21	Mar-21	Apr-21	May-21	Jun-21	Jul-21	Aug-21	Sep-21	Total
Elba Island, GA	-	-	-	-	-	-	-	-	-	-	-	-	-
	-	-	-	-	-	-	-	-	-	-	-	-	-
Everett, MA	-	2.8	2.9	6.4	5.7	1.4	-	1.7	-	1.7	-	1.2	23.8
	-	\$6.60	\$6.53	\$7.25	\$8.98	\$7.95	-	\$7.21	-	\$8.01	-	\$8.88	\$7.68
Northeast Gateway, MA	-	-	-	-	-	-	-	-	-	-	-	-	-
	-	-	-	-	-	-	-	-	-	-	-	-	-
Cove Point, MD	-	-	2.6	-	-	-	-	-	-	-	-	-	2.6
	-	-	\$3.95	-	-	-	-	-	-	-	-	-	\$3.95
Total	-	2.8	5.5	6.4	5.7	1.4	-	1.7	-	1.7	1.7	1.2	26.4
	-	\$6.60	\$5.29	\$7.25	\$8.98	\$7.95	-	\$7.21	-	\$8.01	\$8.01	\$8.88	\$7.31



#### Notes:

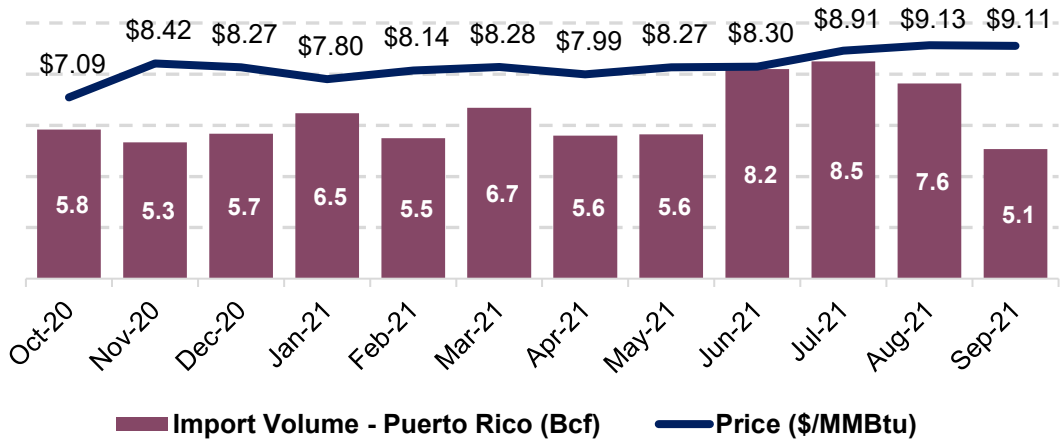
Import prices are landed and include the price of the LNG, the transportation cost to the U.S. terminal, and the cost of offloading the LNG. Landed prices do not include regasification fees.

Totals may not equal sum of components because of independent rounding.



### 1g(ii). Vessel-Borne Imports of LNG to Puerto Rico – Volume (Bcf) and Weighted Average price (\$/MMBtu) per month

	Oct-20	Nov-20	Dec-20	Jan-21	Feb-21	Mar-21	Apr-21	May-21	Jun-21	Jul-21	Aug-21	Sep-21	Total
<b>Puerto Rico</b>	5.8	5.3	5.7	6.5	5.5	6.7	5.6	5.6	8.2	8.5	7.6	5.1	<b>76.1</b>
	\$7.09	8.42	\$8.27	\$7.80	\$8.14	\$8.28	\$7.99	\$8.27	\$8.30	\$8.91	\$9.13	\$9.11	<b>\$8.34</b>



**Notes:**

Import prices are landed and include the price of the LNG, the transportation cost to the U.S. terminal, and the cost of offloading the LNG. Landed prices do not include regasification fees.

Totals may not equal sum of components because of independent rounding.

## 1h. Destination of Domestically-Produced LNG Delivered by Country and Region with Trade Agreement Status (February 2016 through September 2021)

Country of Destination	Region	FTA or nFTA	Type of FTA	Name of FTA
Antigua and Barbuda	Latin America and the Caribbean	nFTA		
Argentina	Latin America and the Caribbean	nFTA		
Bahamas (ISO)	Latin America and the Caribbean	nFTA		
Bangladesh	South Asia	nFTA		
Barbados (ISO)	Latin America and the Caribbean	nFTA		
Belgium	Europe and Central Asia	nFTA		
Brazil	Latin America and the Caribbean	nFTA		
Chile	Latin America and the Caribbean	FTA	Bilateral	United States-Chile Free Trade Agreement
China	East Asia and Pacific	nFTA		
Colombia	Latin America and the Caribbean	FTA	Bilateral	United States- Colombia Trade Promotion Agreement
Croatia	Europe and Central Asia	nFTA		
Dominican Republic	Latin America and the Caribbean	FTA	Multilateral	CAFTA-DR
Egypt	Middle East and North Africa	nFTA		
France	Europe and Central Asia	nFTA		
Greece	Europe and Central Asia	nFTA		
Haiti	Latin America and the Caribbean	nFTA		
India	South Asia	nFTA		
Indonesia	East Asia and Pacific	nFTA		
Israel <sup>4</sup>	Middle East and North Africa	FTA	Bilateral	United States-Israel Free Trade Agreement
Italy	Europe and Central Asia	nFTA		
Jamaica	Latin America and the Caribbean	nFTA		
Japan	East Asia and Pacific	nFTA		
Jordan	Middle East and North Africa	FTA	Bilateral	United States-Jordan Free Trade Agreement
Kuwait	Middle East and North Africa	nFTA		
Lithuania	Europe and Central Asia	nFTA		
Malaysia	East Asia and Pacific	nFTA		
Malta <sup>1</sup>	Europe and Central Asia	nFTA		
Mexico <sup>2</sup>	Latin America and the Caribbean	FTA	Multilateral	USMCA - United States-Mexico-Canada Agreement <sup>3</sup>
Netherlands	Europe and Central Asia	nFTA		
Nicaragua	Latin America and the Caribbean	FTA		CAFTA-DR
Pakistan	South Asia	nFTA		
Panama	Latin America and the Caribbean	FTA	Bilateral	U.S.- Panama Trade Promotion Agreement
Poland	Europe and Central Asia	nFTA		
Portugal	Europe and Central Asia	nFTA		
Singapore	East Asia and Pacific	FTA	Bilateral	Singapore FTA
South Korea	East Asia and Pacific	FTA	Bilateral	KORUS - U.S.-Korea Free Trade Agreement
Spain	Europe and Central Asia	nFTA		
Taiwan	East Asia and Pacific	nFTA		
Thailand	East Asia and Pacific	nFTA		
Turkey	Europe and Central Asia	nFTA		
United Arab Emirates	Middle East and North Africa	nFTA		
United Kingdom	Europe and Central Asia	nFTA		

Source: Office of the United States Trade Representative and the World Bank

<sup>1</sup>For classification purposes, Malta is included in the Europe and Central Asia region.

<sup>2</sup>For classification purposes, Mexico is included in the Latin America and the Caribbean region.

<sup>3</sup>USMCA entered into force on 1 July 2020. These data previously attributed to the North American Free Trade Agreement (NAFTA).

<sup>4</sup>For classification purposes, the U.S. FTA with Israel does not require national treatment for natural gas, meaning natural gas is not covered as a good or service under the FTA.

## VESSEL-BORNE EXPORTS OF DOMESTICALLY-PRODUCED LIQUEFIED NATURAL GAS (LNG)

Table 2a(i)

Date of Departure	Name of Exporter	Supplier	Docket Number	Docket Term	Country of Destination	Name of Tanker	Departure Terminal	Volume (Mcf of Natural Gas)	Notes
1/1/2021	Sabine Pass Liquefaction, LLC	Sabine Pass Liquefaction, LLC	2010-111-LNG	Long-Term	China	LNG Schneeweisschen	Sabine Pass, Louisiana	3,805,368	
1/1/2021	Sabine Pass Liquefaction, LLC	Sabine Pass Liquefaction, LLC	2010-85-LNG	Long-Term	Singapore	SCF Barents	Sabine Pass, Louisiana	3,688,140	
1/2/2021	Sabine Pass Liquefaction, LLC	Sabine Pass Liquefaction, LLC	2010-111-LNG	Long-Term	India	Gaslog Sydney	Sabine Pass, Louisiana	3,266,510	
1/3/2021	Sabine Pass Liquefaction, LLC	Sabine Pass Liquefaction, LLC	2013-121-LNG	Long-Term	Japan	Gaslog Geneva	Sabine Pass, Louisiana	3,695,288	
1/4/2021	Sabine Pass Liquefaction, LLC	Sabine Pass Liquefaction, LLC	2010-85-LNG	Long-Term	South Korea	Ribera del Duero Knutsen	Sabine Pass, Louisiana	3,675,796	
1/5/2021	Sabine Pass Liquefaction, LLC	Sabine Pass Liquefaction, LLC	2010-85-LNG	Long-Term	South Korea	Arctic Voyager	Sabine Pass, Louisiana	3,042,449	
1/6/2021	Sabine Pass Liquefaction, LLC	Sabine Pass Liquefaction, LLC	2010-111-LNG	Long-Term	Brazil	Hoegh Gannet	Sabine Pass, Louisiana	3,606,810	
1/7/2021	Sabine Pass Liquefaction, LLC	Sabine Pass Liquefaction, LLC	2010-85-LNG	Long-Term	South Korea	K Mugungwha	Sabine Pass, Louisiana	3,221,658	
1/8/2021	Sabine Pass Liquefaction, LLC	Sabine Pass Liquefaction, LLC	2010-111-LNG	Long-Term	China	Maran Gas Hydra	Sabine Pass, Louisiana	3,405,618	
1/9/2021	Sabine Pass Liquefaction, LLC	Sabine Pass Liquefaction, LLC	2013-121-LNG	Long-Term	China	Golar Snow	Sabine Pass, Louisiana	3,267,534	
1/10/2021	Sabine Pass Liquefaction, LLC	Sabine Pass Liquefaction, LLC	2010-85-LNG	Long-Term	South Korea	Gaslog Saratoga	Sabine Pass, Louisiana	3,309,603	
1/11/2021	Sabine Pass Liquefaction, LLC	Sabine Pass Liquefaction, LLC	2010-111-LNG	Long-Term	Brazil	Stena Clear Sky	Sabine Pass, Louisiana	3,651,376	
1/12/2021	Sabine Pass Liquefaction, LLC	Sabine Pass Liquefaction, LLC	2010-85-LNG	Long-Term	South Korea	Hyundai Peaceopia	Sabine Pass, Louisiana	3,696,090	
1/13/2021	Sabine Pass Liquefaction, LLC	Sabine Pass Liquefaction, LLC	2013-30-LNG	Long-Term	Chile	La Seine	Sabine Pass, Louisiana	3,173,455	[*]
1/13/2021	Sabine Pass Liquefaction, LLC	Sabine Pass Liquefaction, LLC	2013-30-LNG	Long-Term	Panama	La Seine	Sabine Pass, Louisiana	516,219	[*]
1/14/2021	Sabine Pass Liquefaction, LLC	Sabine Pass Liquefaction, LLC	2010-111-LNG	Long-Term	United Kingdom	Marib Spirit	Sabine Pass, Louisiana	3,261,062	
1/15/2021	Sabine Pass Liquefaction, LLC	Sabine Pass Liquefaction, LLC	2010-111-LNG	Long-Term	Greece	Rioja Knutsen	Sabine Pass, Louisiana	600,014	[*]
1/15/2021	Sabine Pass Liquefaction, LLC	Sabine Pass Liquefaction, LLC	2010-111-LNG	Long-Term	Turkey	Rioja Knutsen	Sabine Pass, Louisiana	3,033,672	[*]
1/16/2021	Sabine Pass Liquefaction, LLC	Sabine Pass Liquefaction, LLC	2010-111-LNG	Long-Term	Japan	Pan Asia	Sabine Pass, Louisiana	3,666,428	
1/17/2021	Sabine Pass Liquefaction, LLC	Sabine Pass Liquefaction, LLC	2013-121-LNG	Long-Term	China	Maran Gas Spetses	Sabine Pass, Louisiana	3,650,273	
1/17/2021	Sabine Pass Liquefaction, LLC	Sabine Pass Liquefaction, LLC	2013-42-LNG	Long-Term	Jamaica	Cadiz Knutsen	Sabine Pass, Louisiana	2,925,780	
1/19/2021	Sabine Pass Liquefaction, LLC	Sabine Pass Liquefaction, LLC	2010-111-LNG	Long-Term	Japan	Macoma	Sabine Pass, Louisiana	3,668,853	
1/19/2021	Sabine Pass Liquefaction, LLC	Sabine Pass Liquefaction, LLC	2010-85-LNG	Long-Term	South Korea	Hyundai Princepia	Sabine Pass, Louisiana	3,688,442	
1/21/2021	Sabine Pass Liquefaction, LLC	Sabine Pass Liquefaction, LLC	2010-85-LNG	Long-Term	Chile	Sevilla Knutsen	Sabine Pass, Louisiana	3,688,844	
1/21/2021	Sabine Pass Liquefaction, LLC	Sabine Pass Liquefaction, LLC	2013-30-LNG	Long-Term	France	Oogir	Sabine Pass, Louisiana	3,587,370	
1/23/2021	Sabine Pass Liquefaction, LLC	Sabine Pass Liquefaction, LLC	2010-111-LNG	Long-Term	Netherlands	Singapore Energy	Sabine Pass, Louisiana	2,948,645	
1/26/2021	Sabine Pass Liquefaction, LLC	Sabine Pass Liquefaction, LLC	2010-111-LNG	Long-Term	India	Flex Artemis	Sabine Pass, Louisiana	3,270,876	
1/26/2021	Sabine Pass Liquefaction, LLC	Sabine Pass Liquefaction, LLC	2010-111-LNG	Long-Term	United Kingdom	Global Energy	Sabine Pass, Louisiana	3,646,332	
1/28/2021	Sabine Pass Liquefaction, LLC	Sabine Pass Liquefaction, LLC	2010-111-LNG	Long-Term	India	Marvel Hawk	Sabine Pass, Louisiana	3,651,142	
1/29/2021	Sabine Pass Liquefaction, LLC	Sabine Pass Liquefaction, LLC	2010-111-LNG	Long-Term	China	Gaslog Greece	Sabine Pass, Louisiana	3,713,527	
1/29/2021	Sabine Pass Liquefaction, LLC	Sabine Pass Liquefaction, LLC	2010-111-LNG	Long-Term	Japan	Asia Integrity	Sabine Pass, Louisiana	3,431,853	
1/30/2021	Sabine Pass Liquefaction, LLC	Sabine Pass Liquefaction, LLC	2010-111-LNG	Long-Term	Taiwan	Golar Maria	Sabine Pass, Louisiana	3,086,407	
1/31/2021	Sabine Pass Liquefaction, LLC	Sabine Pass Liquefaction, LLC	2010-85-LNG	Long-Term	Chile	SCF Mitre	Sabine Pass, Louisiana	2,922,099	
1/31/2021	Sabine Pass Liquefaction, LLC	Sabine Pass Liquefaction, LLC	2013-42-LNG	Long-Term	Turkey	Castillo De Caldelas	Sabine Pass, Louisiana	3,605,387	
2/1/2021	Sabine Pass Liquefaction, LLC	Sabine Pass Liquefaction, LLC	2010-85-LNG	Long-Term	South Korea	SM Seahawk	Sabine Pass, Louisiana	3,712,820	
2/2/2021	Sabine Pass Liquefaction, LLC	Sabine Pass Liquefaction, LLC	2010-85-LNG	Long-Term	Mexico	Flex Courageous	Sabine Pass, Louisiana	3,686,175	
2/3/2021	Sabine Pass Liquefaction, LLC	Sabine Pass Liquefaction, LLC	2013-30-LNG	Long-Term	India	SK Audace	Sabine Pass, Louisiana	3,589,593	
2/4/2021	Sabine Pass Liquefaction, LLC	Sabine Pass Liquefaction, LLC	2010-111-LNG	Long-Term	Brazil	Golar Crystal	Sabine Pass, Louisiana	3,273,566	
2/5/2021	Sabine Pass Liquefaction, LLC	Sabine Pass Liquefaction, LLC	2010-111-LNG	Long-Term	United Kingdom	Hoegh Gannet	Sabine Pass, Louisiana	3,594,415	
2/6/2021	Sabine Pass Liquefaction, LLC	Sabine Pass Liquefaction, LLC	2013-42-LNG	Long-Term	United Kingdom	Gaslog Westminster	Sabine Pass, Louisiana	3,754,756	
2/7/2021	Sabine Pass Liquefaction, LLC	Sabine Pass Liquefaction, LLC	2010-85-LNG	Long-Term	South Korea	Asia Vision	Sabine Pass, Louisiana	3,434,787	
2/8/2021	Sabine Pass Liquefaction, LLC	Sabine Pass Liquefaction, LLC	2013-30-LNG	Long-Term	United Kingdom	BW Tulip	Sabine Pass, Louisiana	3,657,463	
2/10/2021	Sabine Pass Liquefaction, LLC	Sabine Pass Liquefaction, LLC	2010-111-LNG	Long-Term	United Kingdom	Pan Africa	Sabine Pass, Louisiana	3,668,923	
2/10/2021	Sabine Pass Liquefaction, LLC	Sabine Pass Liquefaction, LLC	2010-111-LNG	Long-Term	United Kingdom	Marib Spirit	Sabine Pass, Louisiana	3,272,904	
2/12/2021	Sabine Pass Liquefaction, LLC	Sabine Pass Liquefaction, LLC	2010-111-LNG	Long-Term	United Kingdom	Stena Clear Sky	Sabine Pass, Louisiana	3,513,944	

[S] **Spot** – a one-time transaction for near-term delivery of a specific quantity of LNG at a specific location. Prior to 2006, spot cargos could be included in either long-term or short-term authorized types.

[\*] **Split cargo** – a single shipment of LNG where portions of the cargo have different transactional characteristics. For instance, a single cargo can have more than one buyer, supplier, price, unloading port, loading port, or DOE authorization.

[C] **Commissioning cargo** – pre-commercial cargo loaded while export facility operations are still undergoing final testing and inspection. Commissioning cargos may occur multiple times for the same facility as individual LNG trains enter service.

[L] **Liquefaction fees** – liquefaction fees have been included in the cargo's price. Beginning with data for July 2019, all cargo prices include liquefaction fees, which include the full contract sales price under the relevant FOB LNG sale and purchase agreements. See Table 1(f) for a summary price per export facility per month.

Countries of destination are current as of publication date. Any updates to countries of destination reported will be published in the next scheduled *LNG Monthly*.

## VESSEL-BORNE EXPORTS OF DOMESTICALLY-PRODUCED LIQUEFIED NATURAL GAS (LNG)

Table 2a(i)

Date of Departure	Name of Exporter	Supplier	Docket Number	Docket Term	Country of Destination	Name of Tanker	Departure Terminal	Volume (Mcf of Natural Gas)	Notes
2/13/2021	Sabine Pass Liquefaction, LLC	Sabine Pass Liquefaction, LLC	2010-111-LNG	Long-Term	Japan	La Mancha Knutsen	Sabine Pass, Louisiana	3,733,445	
2/14/2021	Sabine Pass Liquefaction, LLC	Sabine Pass Liquefaction, LLC	2010-111-LNG	Long-Term	India	Maran Gas Roxana	Sabine Pass, Louisiana	3,667,040	
2/18/2021	Sabine Pass Liquefaction, LLC	Sabine Pass Liquefaction, LLC	2010-111-LNG	Long-Term	Turkey	Gaslog Galveston	Sabine Pass, Louisiana	3,692,629	
2/19/2021	Sabine Pass Liquefaction, LLC	Sabine Pass Liquefaction, LLC	2013-42-LNG	Long-Term	Dominican Republic	Cadiz Knutsen	Sabine Pass, Louisiana	551,337	[*]
2/19/2021	Sabine Pass Liquefaction, LLC	Sabine Pass Liquefaction, LLC	2013-42-LNG	Long-Term	Jamaica	Cadiz Knutsen	Sabine Pass, Louisiana	2,364,692	[*]
2/20/2021	Sabine Pass Liquefaction, LLC	Sabine Pass Liquefaction, LLC	2010-111-LNG	Long-Term	France	Maran Gas Hector	Sabine Pass, Louisiana	3,706,962	
2/21/2021	Sabine Pass Liquefaction, LLC	Sabine Pass Liquefaction, LLC	2010-111-LNG	Long-Term	Poland	Golar Bear	Sabine Pass, Louisiana	3,386,526	
2/21/2021	Sabine Pass Liquefaction, LLC	Sabine Pass Liquefaction, LLC	2010-85-LNG	Long-Term	Mexico	Singapore Energy	Sabine Pass, Louisiana	2,922,205	
2/22/2021	Sabine Pass Liquefaction, LLC	Sabine Pass Liquefaction, LLC	2010-111-LNG	Long-Term	India	Beidou Star	Sabine Pass, Louisiana	3,259,135	
2/23/2021	Sabine Pass Liquefaction, LLC	Sabine Pass Liquefaction, LLC	2010-111-LNG	Long-Term	Netherlands	Iberica Knutsen	Sabine Pass, Louisiana	2,936,632	
2/23/2021	Sabine Pass Liquefaction, LLC	Sabine Pass Liquefaction, LLC	2010-111-LNG	Short-Term	Netherlands	British Listener	Sabine Pass, Louisiana	3,690,347	
2/25/2021	Sabine Pass Liquefaction, LLC	Sabine Pass Liquefaction, LLC	2010-111-LNG	Long-Term	France	Pearl LNG	Sabine Pass, Louisiana	3,648,452	
2/25/2021	Sabine Pass Liquefaction, LLC	Sabine Pass Liquefaction, LLC	2010-111-LNG	Long-Term	United Kingdom	BW Pavilion Aranda	Sabine Pass, Louisiana	3,668,800	
2/26/2021	Sabine Pass Liquefaction, LLC	Sabine Pass Liquefaction, LLC	2010-111-LNG	Long-Term	Lithuania	Cool Voyager	Sabine Pass, Louisiana	3,420,527	
3/2/2021	Sabine Pass Liquefaction, LLC	Sabine Pass Liquefaction, LLC	2010-111-LNG	Long-Term	Brazil	La Seine	Sabine Pass, Louisiana	3,519,108	
3/2/2021	Sabine Pass Liquefaction, LLC	Sabine Pass Liquefaction, LLC	2010-111-LNG	Long-Term	United Kingdom	Maran Gas Ulysses	Sabine Pass, Louisiana	3,659,190	
3/3/2021	Sabine Pass Liquefaction, LLC	Sabine Pass Liquefaction, LLC	2010-111-LNG	Long-Term	United Kingdom	Seri Balqis	Sabine Pass, Louisiana	3,275,896	
3/4/2021	Sabine Pass Liquefaction, LLC	Sabine Pass Liquefaction, LLC	2010-111-LNG	Long-Term	United Kingdom	Rioja Knutsen	Sabine Pass, Louisiana	3,447,852	
3/5/2021	Sabine Pass Liquefaction, LLC	Sabine Pass Liquefaction, LLC	2010-111-LNG	Long-Term	China	Gaslog Gladstone	Sabine Pass, Louisiana	3,717,367	
3/5/2021	Sabine Pass Liquefaction, LLC	Sabine Pass Liquefaction, LLC	2010-111-LNG	Long-Term	Netherlands	Gaslog Georgetown	Sabine Pass, Louisiana	3,690,434	
3/6/2021	Sabine Pass Liquefaction, LLC	Sabine Pass Liquefaction, LLC	2010-111-LNG	Long-Term	China	Gaslog Singapore	Sabine Pass, Louisiana	3,321,115	
3/7/2021	Sabine Pass Liquefaction, LLC	Sabine Pass Liquefaction, LLC	2010-111-LNG	Long-Term	China	Woodside Charles Allen	Sabine Pass, Louisiana	3,558,345	
3/8/2021	Sabine Pass Liquefaction, LLC	Sabine Pass Liquefaction, LLC	2010-111-LNG	Long-Term	India	Maran Gas Achilles	Sabine Pass, Louisiana	3,633,380	
3/9/2021	Sabine Pass Liquefaction, LLC	Sabine Pass Liquefaction, LLC	2010-111-LNG	Long-Term	Italy	Golar Crystal	Sabine Pass, Louisiana	3,276,153	
3/10/2021	Sabine Pass Liquefaction, LLC	Sabine Pass Liquefaction, LLC	2010-111-LNG	Long-Term	United Kingdom	Maran Gas Chios	Sabine Pass, Louisiana	3,633,966	
3/11/2021	Sabine Pass Liquefaction, LLC	Sabine Pass Liquefaction, LLC	2010-111-LNG	Long-Term	France	Marib Spirit	Sabine Pass, Louisiana	3,275,707	
3/11/2021	Sabine Pass Liquefaction, LLC	Sabine Pass Liquefaction, LLC	2010-85-LNG	Long-Term	South Korea	K Mugungwha	Sabine Pass, Louisiana	3,222,633	
3/12/2021	Sabine Pass Liquefaction, LLC	Sabine Pass Liquefaction, LLC	2010-111-LNG	Long-Term	Brazil	Flex Aurora	Sabine Pass, Louisiana	3,521,788	
3/13/2021	Sabine Pass Liquefaction, LLC	Sabine Pass Liquefaction, LLC	2010-85-LNG	Long-Term	Chile	Stena Clear Sky	Sabine Pass, Louisiana	3,690,832	
3/15/2021	Sabine Pass Liquefaction, LLC	Sabine Pass Liquefaction, LLC	2010-111-LNG	Long-Term	India	Oak Spirit	Sabine Pass, Louisiana	3,552,844	
3/16/2021	Sabine Pass Liquefaction, LLC	Sabine Pass Liquefaction, LLC	2010-111-LNG	Long-Term	Spain	Global Energy	Sabine Pass, Louisiana	3,614,162	
3/17/2021	Sabine Pass Liquefaction, LLC	Sabine Pass Liquefaction, LLC	2010-111-LNG	Long-Term	Bangladesh	Pan Americas	Sabine Pass, Louisiana	3,565,635	
3/18/2021	Sabine Pass Liquefaction, LLC	Sabine Pass Liquefaction, LLC	2010-85-LNG	Long-Term	South Korea	Hyundai Peacepia	Sabine Pass, Louisiana	3,701,665	[S]
3/19/2021	Sabine Pass Liquefaction, LLC	Sabine Pass Liquefaction, LLC	2010-111-LNG	Long-Term	Jamaica	Cadiz Knutsen	Sabine Pass, Louisiana	2,457,755	[*]
3/19/2021	Sabine Pass Liquefaction, LLC	Sabine Pass Liquefaction, LLC	2010-85-LNG	Long-Term	Dominican Republic	Cadiz Knutsen	Sabine Pass, Louisiana	477,396	[*]
3/19/2021	Sabine Pass Liquefaction, LLC	Sabine Pass Liquefaction, LLC	2010-85-LNG	Long-Term	South Korea	Bonito LNG	Sabine Pass, Louisiana	3,686,827	
3/20/2021	Sabine Pass Liquefaction, LLC	Sabine Pass Liquefaction, LLC	2010-85-LNG	Long-Term	South Korea	Energy Endeavour	Sabine Pass, Louisiana	3,647,289	
3/21/2021	Sabine Pass Liquefaction, LLC	Sabine Pass Liquefaction, LLC	2010-111-LNG	Long-Term	Italy	Magdala	Sabine Pass, Louisiana	3,628,273	
3/22/2021	Sabine Pass Liquefaction, LLC	Sabine Pass Liquefaction, LLC	2010-111-LNG	Long-Term	Brazil	Gaslog Windsor	Sabine Pass, Louisiana	3,274,972	
3/24/2021	Sabine Pass Liquefaction, LLC	Sabine Pass Liquefaction, LLC	2010-85-LNG	Long-Term	Chile	Castillo De Caldelas	Sabine Pass, Louisiana	3,444,966	
3/25/2021	Sabine Pass Liquefaction, LLC	Sabine Pass Liquefaction, LLC	2010-111-LNG	Long-Term	Poland	Meridian Spirit	Sabine Pass, Louisiana	3,507,321	
3/25/2021	Sabine Pass Liquefaction, LLC	Sabine Pass Liquefaction, LLC	2010-85-LNG	Long-Term	Chile	Minerva Psara	Sabine Pass, Louisiana	3,533,789	
3/26/2021	Sabine Pass Liquefaction, LLC	Sabine Pass Liquefaction, LLC	2010-111-LNG	Long-Term	France	Iberica Knutsen	Sabine Pass, Louisiana	2,935,858	
3/27/2021	Sabine Pass Liquefaction, LLC	Sabine Pass Liquefaction, LLC	2010-111-LNG	Long-Term	Taiwan	Methane Jane Elizabeth	Sabine Pass, Louisiana	3,102,694	
3/28/2021	Sabine Pass Liquefaction, LLC	Sabine Pass Liquefaction, LLC	2010-111-LNG	Long-Term	Spain	Arctic Voyager	Sabine Pass, Louisiana	3,044,431	

[S] Spot – a one-time transaction for near-term delivery of a specific quantity of LNG at a specific location. Prior to 2006, spot cargos could be included in either long-term or short-term authorized types.

[\*] Split cargo – a single shipment of LNG where portions of the cargo have different transactional characteristics. For instance, a single cargo can have more than one buyer, supplier, price, unloading port, loading port, or DOE authorization.

[C] Commissioning cargo – pre-commercial cargo loaded while export facility operations are still undergoing final testing and inspection. Commissioning cargos may occur multiple times for the same facility as individual LNG trains enter service.

[L] Liquefaction fees – liquefaction fees have been included in the cargo's price. Beginning with data for July 2019, all cargo prices include liquefaction fees, which include the full contract sales price under the relevant FOB LNG sale and purchase agreements. See Table 1(f) for a summary price per export facility per month.

Countries of destination are current as of publication date. Any updates to countries of destination reported will be published in the next scheduled LNG Monthly.

## VESSEL-BORNE EXPORTS OF DOMESTICALLY-PRODUCED LIQUEFIED NATURAL GAS (LNG)

Table 2a(i)

Date of Departure	Name of Exporter	Supplier	Docket Number	Docket Term	Country of Destination	Name of Tanker	Departure Terminal	Volume (Mcf of Natural Gas)	Notes
3/29/2021	Sabine Pass Liquefaction, LLC	Sabine Pass Liquefaction, LLC	2010-85-LNG	Long-Term	Chile	Pearl LNG	Sabine Pass, Louisiana	3,703,486	
3/30/2021	Sabine Pass Liquefaction, LLC	Sabine Pass Liquefaction, LLC	2010-111-LNG	Long-Term	Argentina	British Listener	Sabine Pass, Louisiana	2,238,264	[*]
3/30/2021	Sabine Pass Liquefaction, LLC	Sabine Pass Liquefaction, LLC	2010-111-LNG	Long-Term	Brazil	British Listener	Sabine Pass, Louisiana	1,040,695	[*]
3/31/2021	Sabine Pass Liquefaction, LLC	Sabine Pass Liquefaction, LLC	2010-111-LNG	Long-Term	Netherlands	Hoegh Galleon	Sabine Pass, Louisiana	3,525,610	
4/1/2021	Sabine Pass Liquefaction, LLC	Sabine Pass Liquefaction, LLC	2010-111-LNG	Long-Term	Bangladesh	BW GDF Suez Brussels	Sabine Pass, Louisiana	3,423,807	
4/3/2021	Sabine Pass Liquefaction, LLC	Sabine Pass Liquefaction, LLC	2010-111-LNG	Long-Term	France	BW Pavilion Aranda	Sabine Pass, Louisiana	3,593,396	
4/3/2021	Sabine Pass Liquefaction, LLC	Sabine Pass Liquefaction, LLC	2010-111-LNG	Long-Term	Malta	Madrid Spirit	Sabine Pass, Louisiana	2,928,482	
4/5/2021	Sabine Pass Liquefaction, LLC	Sabine Pass Liquefaction, LLC	2010-111-LNG	Long-Term	Brazil	Fuji LNG	Sabine Pass, Louisiana	3,154,177	
4/5/2021	Sabine Pass Liquefaction, LLC	Sabine Pass Liquefaction, LLC	2010-85-LNG	Long-Term	South Korea	Hyundai Princepia	Sabine Pass, Louisiana	3,701,834	
4/6/2021	Sabine Pass Liquefaction, LLC	Sabine Pass Liquefaction, LLC	2010-111-LNG	Long-Term	India	Golar Snow	Sabine Pass, Louisiana	3,270,345	
4/7/2021	Sabine Pass Liquefaction, LLC	Sabine Pass Liquefaction, LLC	2010-111-LNG	Long-Term	Kuwait	Maran Gas Chios	Sabine Pass, Louisiana	3,704,929	
4/8/2021	Sabine Pass Liquefaction, LLC	Sabine Pass Liquefaction, LLC	2010-111-LNG	Long-Term	China	Gaslog Glasgow	Sabine Pass, Louisiana	3,664,653	
4/8/2021	Sabine Pass Liquefaction, LLC	Sabine Pass Liquefaction, LLC	2010-111-LNG	Long-Term	Spain	Catalunya Spirit	Sabine Pass, Louisiana	2,936,028	
4/9/2021	Sabine Pass Liquefaction, LLC	Sabine Pass Liquefaction, LLC	2010-111-LNG	Long-Term	Japan	Flex Resolute	Sabine Pass, Louisiana	3,482,593	
4/10/2021	Sabine Pass Liquefaction, LLC	Sabine Pass Liquefaction, LLC	2010-111-LNG	Long-Term	Japan	Flex Courageous	Sabine Pass, Louisiana	3,640,917	
4/11/2021	Sabine Pass Liquefaction, LLC	Sabine Pass Liquefaction, LLC	2010-85-LNG	Long-Term	South Korea	BW Tulip	Sabine Pass, Louisiana	3,612,082	
4/12/2021	Sabine Pass Liquefaction, LLC	Sabine Pass Liquefaction, LLC	2010-111-LNG	Long-Term	Thailand	Amberjack LNG	Sabine Pass, Louisiana	3,682,552	
4/13/2021	Sabine Pass Liquefaction, LLC	Sabine Pass Liquefaction, LLC	2010-111-LNG	Long-Term	Netherlands	Maran Gas Alexandria	Sabine Pass, Louisiana	3,270,175	
4/14/2021	Sabine Pass Liquefaction, LLC	Sabine Pass Liquefaction, LLC	2010-111-LNG	Long-Term	France	Gaslog Gibraltar	Sabine Pass, Louisiana	3,592,902	
4/15/2021	Sabine Pass Liquefaction, LLC	Sabine Pass Liquefaction, LLC	2010-111-LNG	Long-Term	Jamaica	Cadiz Knutsen	Sabine Pass, Louisiana	2,369,736	[*]
4/15/2021	Sabine Pass Liquefaction, LLC	Sabine Pass Liquefaction, LLC	2010-85-LNG	Long-Term	Dominican Republic	Cadiz Knutsen	Sabine Pass, Louisiana	552,355	[*]
4/16/2021	Sabine Pass Liquefaction, LLC	Sabine Pass Liquefaction, LLC	2010-111-LNG	Long-Term	Bangladesh	Golar Glacier	Sabine Pass, Louisiana	2,936,005	
4/17/2021	Sabine Pass Liquefaction, LLC	Sabine Pass Liquefaction, LLC	2010-111-LNG	Long-Term	Netherlands	SCF La Perouse	Sabine Pass, Louisiana	3,525,783	
4/18/2021	Sabine Pass Liquefaction, LLC	Sabine Pass Liquefaction, LLC	2010-111-LNG	Long-Term	China	SCF Timmerman	Sabine Pass, Louisiana	3,415,270	
4/18/2021	Sabine Pass Liquefaction, LLC	Sabine Pass Liquefaction, LLC	2010-85-LNG	Long-Term	South Korea	SM Seahawk	Sabine Pass, Louisiana	3,698,577	
4/19/2021	Sabine Pass Liquefaction, LLC	Sabine Pass Liquefaction, LLC	2010-85-LNG	Long-Term	Singapore	Energy Pacific	Sabine Pass, Louisiana	3,637,192	
4/21/2021	Sabine Pass Liquefaction, LLC	Sabine Pass Liquefaction, LLC	2010-111-LNG	Long-Term	China	Maran Gas Hector	Sabine Pass, Louisiana	3,689,687	
4/21/2021	Sabine Pass Liquefaction, LLC	Sabine Pass Liquefaction, LLC	2010-85-LNG	Long-Term	South Korea	Gaslog Salem	Sabine Pass, Louisiana	3,266,671	
4/22/2021	Sabine Pass Liquefaction, LLC	Sabine Pass Liquefaction, LLC	2010-111-LNG	Long-Term	Spain	Iberica Knutsen	Sabine Pass, Louisiana	2,925,421	
4/24/2021	Sabine Pass Liquefaction, LLC	Sabine Pass Liquefaction, LLC	2010-111-LNG	Long-Term	India	Celsius Canberra	Sabine Pass, Louisiana	3,806,788	
4/25/2021	Sabine Pass Liquefaction, LLC	Sabine Pass Liquefaction, LLC	2010-111-LNG	Long-Term	India	Ribera del Duero Knutsen	Sabine Pass, Louisiana	3,527,113	
4/25/2021	Sabine Pass Liquefaction, LLC	Sabine Pass Liquefaction, LLC	2010-85-LNG	Long-Term	Singapore	Cobia LNG	Sabine Pass, Louisiana	3,659,679	
4/27/2021	Sabine Pass Liquefaction, LLC	Sabine Pass Liquefaction, LLC	2010-85-LNG	Long-Term	Chile	Pan Asia	Sabine Pass, Louisiana	3,598,979	
4/28/2021	Sabine Pass Liquefaction, LLC	Sabine Pass Liquefaction, LLC	2010-111-LNG	Long-Term	China	Yenisei River	Sabine Pass, Louisiana	3,266,587	
4/29/2021	Sabine Pass Liquefaction, LLC	Sabine Pass Liquefaction, LLC	2010-111-LNG	Long-Term	China	MOL Challenger	Sabine Pass, Louisiana	5,204,756	
4/30/2021	Sabine Pass Liquefaction, LLC	Sabine Pass Liquefaction, LLC	2010-111-LNG	Long-Term	China	Maran Gas Hydra	Sabine Pass, Louisiana	3,688,862	
5/1/2021	Sabine Pass Liquefaction, LLC	Sabine Pass Liquefaction, LLC	2010-111-LNG	Long-Term	Brazil	SK Audace	Sabine Pass, Louisiana	3,590,679	
5/2/2021	Sabine Pass Liquefaction, LLC	Sabine Pass Liquefaction, LLC	2010-111-LNG	Long-Term	China	Castillo De Caldelas	Sabine Pass, Louisiana	3,603,892	
5/3/2021	Sabine Pass Liquefaction, LLC	Sabine Pass Liquefaction, LLC	2010-85-LNG	Long-Term	Chile	Magdala	Sabine Pass, Louisiana	3,616,449	
5/4/2021	Sabine Pass Liquefaction, LLC	Sabine Pass Liquefaction, LLC	2010-85-LNG	Long-Term	South Korea	SM Eagle	Sabine Pass, Louisiana	3,694,759	
5/5/2021	Sabine Pass Liquefaction, LLC	Sabine Pass Liquefaction, LLC	2010-111-LNG	Long-Term	Netherlands	Flex Aurora	Sabine Pass, Louisiana	3,446,252	
5/6/2021	Sabine Pass Liquefaction, LLC	Sabine Pass Liquefaction, LLC	2010-111-LNG	Long-Term	India	Minerva Psara	Sabine Pass, Louisiana	2,923,683	
5/6/2021	Sabine Pass Liquefaction, LLC	Sabine Pass Liquefaction, LLC	2010-85-LNG	Long-Term	South Korea	Seri Balhaf	Sabine Pass, Louisiana	3,272,239	
5/7/2021	Sabine Pass Liquefaction, LLC	Sabine Pass Liquefaction, LLC	2010-111-LNG	Long-Term	Netherlands	Hoegh Galleon	Sabine Pass, Louisiana	3,593,263	
5/8/2021	Sabine Pass Liquefaction, LLC	Sabine Pass Liquefaction, LLC	2010-85-LNG	Long-Term	South Korea	Qogir	Sabine Pass, Louisiana	3,643,745	

[S] **Spot** – a one-time transaction for near-term delivery of a specific quantity of LNG at a specific location. Prior to 2006, spot cargos could be included in either long-term or short-term authorized types.

[\*] **Split cargo** – a single shipment of LNG where portions of the cargo have different transactional characteristics. For instance, a single cargo can have more than one buyer, supplier, price, unloading port, loading port, or DOE authorization.

[C] **Commissioning cargo** – pre-commercial cargo loaded while export facility operations are still undergoing final testing and inspection. Commissioning cargos may occur multiple times for the same facility as individual LNG trains enter service.

[L] **Liquefaction fees** – liquefaction fees have been included in the cargo's price. Beginning with data for July 2019, all cargo prices include liquefaction fees, which include the full contract sales price under the relevant FOB LNG sale and purchase agreements. See Table 1(f) for a summary price per export facility per month.

Countries of destination are current as of publication date. Any updates to countries of destination reported will be published in the next scheduled *LNG Monthly*.

## VESSEL-BORNE EXPORTS OF DOMESTICALLY-PRODUCED LIQUEFIED NATURAL GAS (LNG)

Table 2a(i)

Date of Departure	Name of Exporter	Supplier	Docket Number	Docket Term	Country of Destination	Name of Tanker	Departure Terminal	Volume (Mcf of Natural Gas)	Notes
5/9/2021	Sabine Pass Liquefaction, LLC	Sabine Pass Liquefaction, LLC	2010-111-LNG	Long-Term	France	Golar Kelvin	Sabine Pass, Louisiana	3,266,944	
5/10/2021	Sabine Pass Liquefaction, LLC	Sabine Pass Liquefaction, LLC	2010-111-LNG	Long-Term	Argentina	Palu LNG	Sabine Pass, Louisiana	3,270,634	
5/13/2021	Sabine Pass Liquefaction, LLC	Sabine Pass Liquefaction, LLC	2010-111-LNG	Long-Term	Greece	Torben Spirit	Sabine Pass, Louisiana	3,459,235	
5/13/2021	Sabine Pass Liquefaction, LLC	Sabine Pass Liquefaction, LLC	2010-85-LNG	Long-Term	South Korea	K Mugungwha	Sabine Pass, Louisiana	3,220,488	
5/14/2021	Sabine Pass Liquefaction, LLC	Sabine Pass Liquefaction, LLC	2010-85-LNG	Long-Term	South Korea	Gaslog Gibraltar	Sabine Pass, Louisiana	3,638,529	
5/15/2021	Sabine Pass Liquefaction, LLC	Sabine Pass Liquefaction, LLC	2010-85-LNG	Long-Term	South Korea	Oak Spirit	Sabine Pass, Louisiana	3,646,707	
5/16/2021	Sabine Pass Liquefaction, LLC	Sabine Pass Liquefaction, LLC	2010-111-LNG	Long-Term	Argentina	Tristar Ruby	Sabine Pass, Louisiana	2,180,167	[*]
5/16/2021	Sabine Pass Liquefaction, LLC	Sabine Pass Liquefaction, LLC	2010-111-LNG	Long-Term	Brazil	Tristar Ruby	Sabine Pass, Louisiana	1,091,415	[*]
5/17/2021	Sabine Pass Liquefaction, LLC	Sabine Pass Liquefaction, LLC	2010-111-LNG	Long-Term	India	Maran Gas Alexandria	Sabine Pass, Louisiana	3,412,498	
5/18/2021	Sabine Pass Liquefaction, LLC	Sabine Pass Liquefaction, LLC	2010-111-LNG	Long-Term	Jamaica	Excalibur	Sabine Pass, Louisiana	2,925,346	
5/19/2021	Sabine Pass Liquefaction, LLC	Sabine Pass Liquefaction, LLC	2010-85-LNG	Long-Term	South Korea	Creole Spirit	Sabine Pass, Louisiana	3,674,341	
5/20/2021	Sabine Pass Liquefaction, LLC	Sabine Pass Liquefaction, LLC	2010-85-LNG	Long-Term	South Korea	Hyundai Peacepia	Sabine Pass, Louisiana	3,689,786	
5/21/2021	Sabine Pass Liquefaction, LLC	Sabine Pass Liquefaction, LLC	2010-111-LNG	Long-Term	China	Pan Europe	Sabine Pass, Louisiana	3,626,630	
5/22/2021	Sabine Pass Liquefaction, LLC	Sabine Pass Liquefaction, LLC	2010-111-LNG	Long-Term	China	SCF Barents	Sabine Pass, Louisiana	3,628,224	
5/23/2021	Sabine Pass Liquefaction, LLC	Sabine Pass Liquefaction, LLC	2010-111-LNG	Long-Term	Argentina	María Energy	Sabine Pass, Louisiana	2,138,510	[*]
5/23/2021	Sabine Pass Liquefaction, LLC	Sabine Pass Liquefaction, LLC	2010-111-LNG	Long-Term	Brazil	María Energy	Sabine Pass, Louisiana	1,414,346	[*]
5/24/2021	Sabine Pass Liquefaction, LLC	Sabine Pass Liquefaction, LLC	2010-111-LNG	Long-Term	India	Gaslog Westminster	Sabine Pass, Louisiana	3,034,677	
5/25/2021	Sabine Pass Liquefaction, LLC	Sabine Pass Liquefaction, LLC	2010-111-LNG	Long-Term	India	Al Ruwais	Sabine Pass, Louisiana	3,271,962	
5/26/2021	Sabine Pass Liquefaction, LLC	Sabine Pass Liquefaction, LLC	2010-111-LNG	Long-Term	Italy	Catalunya Spirit	Sabine Pass, Louisiana	2,922,873	
5/27/2021	Sabine Pass Liquefaction, LLC	Sabine Pass Liquefaction, LLC	2010-111-LNG	Long-Term	Taiwan	Fuji LNG	Sabine Pass, Louisiana	3,138,912	
5/28/2021	Sabine Pass Liquefaction, LLC	Sabine Pass Liquefaction, LLC	2010-85-LNG	Long-Term	Chile	Castillo de Santisteban	Sabine Pass, Louisiana	3,532,601	
5/29/2021	Sabine Pass Liquefaction, LLC	Sabine Pass Liquefaction, LLC	2010-111-LNG	Long-Term	Greece	Castillo De Merida	Sabine Pass, Louisiana	3,336,770	
5/30/2021	Sabine Pass Liquefaction, LLC	Sabine Pass Liquefaction, LLC	2010-111-LNG	Long-Term	Bangladesh	Lena River	Sabine Pass, Louisiana	3,293,710	
5/31/2021	Sabine Pass Liquefaction, LLC	Sabine Pass Liquefaction, LLC	2010-111-LNG	Long-Term	China	Arctic Princess	Sabine Pass, Louisiana	3,077,845	
5/31/2021	Sabine Pass Liquefaction, LLC	Sabine Pass Liquefaction, LLC	2010-85-LNG	Long-Term	Dominican Republic	Methane Princess	Sabine Pass, Louisiana	2,946,150	
6/1/2021	Sabine Pass Liquefaction, LLC	Sabine Pass Liquefaction, LLC	2010-111-LNG	Long-Term	China	Gaslog Genoa	Sabine Pass, Louisiana	3,724,777	
6/3/2021	Sabine Pass Liquefaction, LLC	Sabine Pass Liquefaction, LLC	2010-111-LNG	Long-Term	Argentina	British Contributor	Sabine Pass, Louisiana	1,951,852	[*]
6/3/2021	Sabine Pass Liquefaction, LLC	Sabine Pass Liquefaction, LLC	2010-111-LNG	Long-Term	Brazil	British Contributor	Sabine Pass, Louisiana	1,593,368	[*]
6/4/2021	Sabine Pass Liquefaction, LLC	Sabine Pass Liquefaction, LLC	2010-111-LNG	Long-Term	China	Flex Courageous	Sabine Pass, Louisiana	3,543,069	
6/5/2021	Sabine Pass Liquefaction, LLC	Sabine Pass Liquefaction, LLC	2010-111-LNG	Long-Term	China	Maran Gas Roxana	Sabine Pass, Louisiana	3,626,058	
6/6/2021	Sabine Pass Liquefaction, LLC	Sabine Pass Liquefaction, LLC	2010-111-LNG	Long-Term	Croatia	Sestao Knutsen	Sabine Pass, Louisiana	2,923,090	
6/7/2021	Sabine Pass Liquefaction, LLC	Sabine Pass Liquefaction, LLC	2010-85-LNG	Long-Term	South Korea	Celsius Copenhagen	Sabine Pass, Louisiana	3,409,301	
6/8/2021	Sabine Pass Liquefaction, LLC	Sabine Pass Liquefaction, LLC	2010-111-LNG	Long-Term	Kuwait	Woodside Chaney	Sabine Pass, Louisiana	3,673,886	
6/9/2021	Sabine Pass Liquefaction, LLC	Sabine Pass Liquefaction, LLC	2010-85-LNG	Long-Term	South Korea	Hyundai Princepia	Sabine Pass, Louisiana	3,695,716	
6/11/2021	Sabine Pass Liquefaction, LLC	Sabine Pass Liquefaction, LLC	2010-111-LNG	Long-Term	China	BW Tulip	Sabine Pass, Louisiana	3,591,758	
6/12/2021	Sabine Pass Liquefaction, LLC	Sabine Pass Liquefaction, LLC	2010-111-LNG	Long-Term	China	Maran Gas Spetses	Sabine Pass, Louisiana	3,625,642	
6/13/2021	Sabine Pass Liquefaction, LLC	Sabine Pass Liquefaction, LLC	2010-85-LNG	Long-Term	South Korea	Arctic Lady	Sabine Pass, Louisiana	3,125,828	
6/14/2021	Sabine Pass Liquefaction, LLC	Sabine Pass Liquefaction, LLC	2010-111-LNG	Long-Term	Brazil	Cadiz Knutsen	Sabine Pass, Louisiana	2,938,734	
6/16/2021	Sabine Pass Liquefaction, LLC	Sabine Pass Liquefaction, LLC	2010-111-LNG	Long-Term	Jamaica	Excalibur	Sabine Pass, Louisiana	2,926,615	
6/18/2021	Sabine Pass Liquefaction, LLC	Sabine Pass Liquefaction, LLC	2010-111-LNG	Long-Term	Argentina	Hoegh Galleon	Sabine Pass, Louisiana	2,086,721	[*]
6/18/2021	Sabine Pass Liquefaction, LLC	Sabine Pass Liquefaction, LLC	2010-111-LNG	Long-Term	Brazil	Hoegh Galleon	Sabine Pass, Louisiana	1,401,518	[*]
6/19/2021	Sabine Pass Liquefaction, LLC	Sabine Pass Liquefaction, LLC	2010-111-LNG	Long-Term	Brazil	Golar Glacier	Sabine Pass, Louisiana	3,267,140	
6/20/2021	Sabine Pass Liquefaction, LLC	Sabine Pass Liquefaction, LLC	2010-85-LNG	Long-Term	South Korea	Rias Baixas Knutsen	Sabine Pass, Louisiana	3,709,509	
6/21/2021	Sabine Pass Liquefaction, LLC	Sabine Pass Liquefaction, LLC	2010-85-LNG	Long-Term	South Korea	SM Seahawk	Sabine Pass, Louisiana	3,691,443	
6/22/2021	Sabine Pass Liquefaction, LLC	Sabine Pass Liquefaction, LLC	2010-85-LNG	Long-Term	South Korea	K Jasmine	Sabine Pass, Louisiana	3,064,527	

[S] **Spot** – a one-time transaction for near-term delivery of a specific quantity of LNG at a specific location. Prior to 2006, spot cargos could be included in either long-term or short-term authorized types.

[\*] **Split cargo** – a single shipment of LNG where portions of the cargo have different transactional characteristics. For instance, a single cargo can have more than one buyer, supplier, price, unloading port, loading port, or DOE authorization.

[C] **Commissioning cargo** – pre-commercial cargo loaded while export facility operations are still undergoing final testing and inspection. Commissioning cargos may occur multiple times for the same facility as individual LNG trains enter service.

[L] **Liquefaction fees** – liquefaction fees have been included in the cargo's price. Beginning with data for July 2019, all cargo prices include liquefaction fees, which include the full contract sales price under the relevant FOB LNG sale and purchase agreements. See Table 1(f) for a summary price per export facility per month.

Countries of destination are current as of publication date. Any updates to countries of destination reported will be published in the next scheduled *LNG Monthly*.

## VESSEL-BORNE EXPORTS OF DOMESTICALLY-PRODUCED LIQUEFIED NATURAL GAS (LNG)

Table 2a(i)

Date of Departure	Name of Exporter	Supplier	Docket Number	Docket Term	Country of Destination	Name of Tanker	Departure Terminal	Volume (Mcf of Natural Gas)	Notes
6/24/2021	Sabine Pass Liquefaction, LLC	Sabine Pass Liquefaction, LLC	2010-85-LNG	Long-Term	South Korea	Gaslog Hong Kong	Sabine Pass, Louisiana	3,724,717	
6/25/2021	Sabine Pass Liquefaction, LLC	Sabine Pass Liquefaction, LLC	2010-111-LNG	Long-Term	China	Maran Gas Ulysses	Sabine Pass, Louisiana	3,540,843	
6/26/2021	Sabine Pass Liquefaction, LLC	Sabine Pass Liquefaction, LLC	2010-111-LNG	Long-Term	Netherlands	Arctic Discoverer	Sabine Pass, Louisiana	3,029,572	
6/27/2021	Sabine Pass Liquefaction, LLC	Sabine Pass Liquefaction, LLC	2010-111-LNG	Long-Term	France	Amberjack LNG	Sabine Pass, Louisiana	3,682,861	
6/28/2021	Sabine Pass Liquefaction, LLC	Sabine Pass Liquefaction, LLC	2010-111-LNG	Long-Term	Argentina	Catalunya Spirit	Sabine Pass, Louisiana	2,075,334	[*]
6/28/2021	Sabine Pass Liquefaction, LLC	Sabine Pass Liquefaction, LLC	2010-111-LNG	Long-Term	Brazil	Catalunya Spirit	Sabine Pass, Louisiana	862,245	[*]
6/29/2021	Sabine Pass Liquefaction, LLC	Sabine Pass Liquefaction, LLC	2010-85-LNG	Long-Term	South Korea	Maran Gas Olympias	Sabine Pass, Louisiana	3,626,125	
6/30/2021	Sabine Pass Liquefaction, LLC	Sabine Pass Liquefaction, LLC	2010-111-LNG	Long-Term	Brazil	Flex Resolute	Sabine Pass, Louisiana	3,701,192	
7/1/2021	Sabine Pass Liquefaction, LLC	Sabine Pass Liquefaction, LLC	2010-111-LNG	Long-Term	Taiwan	Gaslog Georgetown	Sabine Pass, Louisiana	3,619,639	
7/2/2021	Sabine Pass Liquefaction, LLC	Sabine Pass Liquefaction, LLC	2010-111-LNG	Long-Term	Greece	Ribera del Duero Knutsen	Sabine Pass, Louisiana	3,374,285	
7/4/2021	Sabine Pass Liquefaction, LLC	Sabine Pass Liquefaction, LLC	2010-85-LNG	Long-Term	South Korea	Adam LNG	Sabine Pass, Louisiana	3,453,805	
7/5/2021	Sabine Pass Liquefaction, LLC	Sabine Pass Liquefaction, LLC	2010-111-LNG	Long-Term	Italy	Vivit Americas Lng	Sabine Pass, Louisiana	3,277,105	
7/6/2021	Sabine Pass Liquefaction, LLC	Sabine Pass Liquefaction, LLC	2010-85-LNG	Long-Term	Chile	Minerva Psara	Sabine Pass, Louisiana	3,689,515	
7/7/2021	Sabine Pass Liquefaction, LLC	Sabine Pass Liquefaction, LLC	2010-85-LNG	Long-Term	Chile	LNG Adventure	Sabine Pass, Louisiana	3,249,571	
7/8/2021	Sabine Pass Liquefaction, LLC	Sabine Pass Liquefaction, LLC	2010-85-LNG	Long-Term	South Korea	SM Eagle	Sabine Pass, Louisiana	3,696,653	
7/9/2021	Sabine Pass Liquefaction, LLC	Sabine Pass Liquefaction, LLC	2010-111-LNG	Long-Term	China	Castillo De Merida	Sabine Pass, Louisiana	3,800,120	
7/10/2021	Sabine Pass Liquefaction, LLC	Sabine Pass Liquefaction, LLC	2010-85-LNG	Long-Term	South Korea	K Mugungwha	Sabine Pass, Louisiana	3,199,557	
7/11/2021	Sabine Pass Liquefaction, LLC	Sabine Pass Liquefaction, LLC	2010-111-LNG	Long-Term	Poland	Methane Heather Sally	Sabine Pass, Louisiana	3,122,681	
7/12/2021	Sabine Pass Liquefaction, LLC	Sabine Pass Liquefaction, LLC	2010-111-LNG	Long-Term	Netherlands	Global Energy	Sabine Pass, Louisiana	3,644,895	
7/13/2021	Sabine Pass Liquefaction, LLC	Sabine Pass Liquefaction, LLC	2010-111-LNG	Long-Term	Greece	Gaslog Shanghai	Sabine Pass, Louisiana	3,276,233	
7/14/2021	Sabine Pass Liquefaction, LLC	Sabine Pass Liquefaction, LLC	2010-111-LNG	Long-Term	Spain	Methane Lydon Volney	Sabine Pass, Louisiana	3,101,244	
7/15/2021	Sabine Pass Liquefaction, LLC	Sabine Pass Liquefaction, LLC	2010-111-LNG	Long-Term	Italy	LNGShips Athena	Sabine Pass, Louisiana	3,549,139	
7/16/2021	Sabine Pass Liquefaction, LLC	Sabine Pass Liquefaction, LLC	2010-85-LNG	Long-Term	Chile	Golar Grand	Sabine Pass, Louisiana	2,168,914	[*]
7/16/2021	Sabine Pass Liquefaction, LLC	Sabine Pass Liquefaction, LLC	2010-85-LNG	Long-Term	Mexico	Golar Grand	Sabine Pass, Louisiana	758,336	[*]
7/17/2021	Sabine Pass Liquefaction, LLC	Sabine Pass Liquefaction, LLC	2010-85-LNG	Long-Term	South Korea	Energy Pacific	Sabine Pass, Louisiana	3,643,635	
7/18/2021	Sabine Pass Liquefaction, LLC	Sabine Pass Liquefaction, LLC	2010-85-LNG	Long-Term	South Korea	Creole Spirit	Sabine Pass, Louisiana	3,668,294	
7/19/2021	Sabine Pass Liquefaction, LLC	Sabine Pass Liquefaction, LLC	2010-111-LNG	Long-Term	China	SCF La Perouse	Sabine Pass, Louisiana	3,491,948	
7/21/2021	Sabine Pass Liquefaction, LLC	Sabine Pass Liquefaction, LLC	2010-111-LNG	Long-Term	Spain	Castillo De Caldelas	Sabine Pass, Louisiana	3,345,263	
7/22/2021	Sabine Pass Liquefaction, LLC	Sabine Pass Liquefaction, LLC	2010-85-LNG	Long-Term	South Korea	Hyundai Peacepia	Sabine Pass, Louisiana	3,696,914	
7/23/2021	Sabine Pass Liquefaction, LLC	Sabine Pass Liquefaction, LLC	2010-111-LNG	Long-Term	China	Energy Endeavour	Sabine Pass, Louisiana	3,664,805	
7/24/2021	Sabine Pass Liquefaction, LLC	Sabine Pass Liquefaction, LLC	2010-111-LNG	Long-Term	China	Maran Gas Achilles	Sabine Pass, Louisiana	3,673,962	
7/25/2021	Sabine Pass Liquefaction, LLC	Sabine Pass Liquefaction, LLC	2010-111-LNG	Long-Term	Brazil	Golar Glacier	Sabine Pass, Louisiana	3,434,063	
7/26/2021	Sabine Pass Liquefaction, LLC	Sabine Pass Liquefaction, LLC	2010-111-LNG	Long-Term	Pakistan	Gaslog Salem	Sabine Pass, Louisiana	3,276,270	
7/27/2021	Sabine Pass Liquefaction, LLC	Sabine Pass Liquefaction, LLC	2010-111-LNG	Long-Term	Lithuania	Gaslog Westminster	Sabine Pass, Louisiana	3,037,473	
7/28/2021	Sabine Pass Liquefaction, LLC	Sabine Pass Liquefaction, LLC	2010-111-LNG	Long-Term	Netherlands	Dorado LNG	Sabine Pass, Louisiana	3,566,162	
7/30/2021	Sabine Pass Liquefaction, LLC	Sabine Pass Liquefaction, LLC	2010-111-LNG	Long-Term	China	SCF Mitre	Sabine Pass, Louisiana	3,611,952	
7/31/2021	Sabine Pass Liquefaction, LLC	Sabine Pass Liquefaction, LLC	2010-111-LNG	Long-Term	Brazil	Celsius Charlotte	Sabine Pass, Louisiana	3,655,504	
8/1/2021	Sabine Pass Liquefaction, LLC	Sabine Pass Liquefaction, LLC	2010-85-LNG	Long-Term	Chile	Flex Resolute	Sabine Pass, Louisiana	3,708,921	
8/1/2021	Sabine Pass Liquefaction, LLC	Sabine Pass Liquefaction, LLC	2010-85-LNG	Long-Term	South Korea	Gaslog Saratoga	Sabine Pass, Louisiana	3,287,234	
8/2/2021	Sabine Pass Liquefaction, LLC	Sabine Pass Liquefaction, LLC	2010-111-LNG	Long-Term	China	Maran Gas Alexandria	Sabine Pass, Louisiana	3,276,256	
8/3/2021	Sabine Pass Liquefaction, LLC	Sabine Pass Liquefaction, LLC	2010-111-LNG	Long-Term	India	Velikiy Novgorod	Sabine Pass, Louisiana	3,298,743	
8/4/2021	Sabine Pass Liquefaction, LLC	Sabine Pass Liquefaction, LLC	2010-111-LNG	Long-Term	China	Global Star	Sabine Pass, Louisiana	3,545,840	
8/6/2021	Sabine Pass Liquefaction, LLC	Sabine Pass Liquefaction, LLC	2010-111-LNG	Long-Term	Greece	Ribera del Duero Knutsen	Sabine Pass, Louisiana	3,607,419	
8/7/2021	Sabine Pass Liquefaction, LLC	Sabine Pass Liquefaction, LLC	2010-85-LNG	Long-Term	Chile	Celsius Canberra	Sabine Pass, Louisiana	3,652,877	
8/8/2021	Sabine Pass Liquefaction, LLC	Sabine Pass Liquefaction, LLC	2010-85-LNG	Long-Term	South Korea	Hyundai Princepia	Sabine Pass, Louisiana	3,692,450	

[S] **Spot** – a one-time transaction for near-term delivery of a specific quantity of LNG at a specific location. Prior to 2006, spot cargos could be included in either long-term or short-term authorized types.

[\*] **Split cargo** – a single shipment of LNG where portions of the cargo have different transactional characteristics. For instance, a single cargo can have more than one buyer, supplier, price, unloading port, loading port, or DOE authorization.

[C] **Commissioning cargo** – pre-commercial cargo loaded while export facility operations are still undergoing final testing and inspection. Commissioning cargos may occur multiple times for the same facility as individual LNG trains enter service.

[L] **Liquefaction fees** – liquefaction fees have been included in the cargo's price. Beginning with data for July 2019, all cargo prices include liquefaction fees, which include the full contract sales price under the relevant FOB LNG sale and purchase agreements. See Table 1(f) for a summary price per export facility per month.

Countries of destination are current as of publication date. Any updates to countries of destination reported will be published in the next scheduled *LNG Monthly*.

**VESSEL-BORNE EXPORTS OF DOMESTICALLY-PRODUCED LIQUEFIED NATURAL GAS (LNG)**

Table 2a(i)

Date of Departure	Name of Exporter	Supplier	Docket Number	Docket Term	Country of Destination	Name of Tanker	Departure Terminal	Volume (Mcf of Natural Gas)	Notes
8/9/2021	Sabine Pass Liquefaction, LLC	Sabine Pass Liquefaction, LLC	2010-111-LNG	Long-Term	Argentina	Golar Crystal	Sabine Pass, Louisiana	2,078,600	[*]
8/9/2021	Sabine Pass Liquefaction, LLC	Sabine Pass Liquefaction, LLC	2010-111-LNG	Long-Term	Brazil	Golar Crystal	Sabine Pass, Louisiana	1,198,121	[*]
8/9/2021	Sabine Pass Liquefaction, LLC	Sabine Pass Liquefaction, LLC	2010-111-LNG	Long-Term	China	La Mancha Knutsen	Sabine Pass, Louisiana	3,702,654	
8/11/2021	Sabine Pass Liquefaction, LLC	Sabine Pass Liquefaction, LLC	2010-111-LNG	Long-Term	Brazil	Global Energy	Sabine Pass, Louisiana	1,702,505	[*]
8/11/2021	Sabine Pass Liquefaction, LLC	Sabine Pass Liquefaction, LLC	2010-85-LNG	Long-Term	Chile	Global Energy	Sabine Pass, Louisiana	1,970,982	[*]
8/12/2021	Sabine Pass Liquefaction, LLC	Sabine Pass Liquefaction, LLC	2010-111-LNG	Long-Term	India	Minerva Psara	Sabine Pass, Louisiana	3,630,142	
8/13/2021	Sabine Pass Liquefaction, LLC	Sabine Pass Liquefaction, LLC	2010-111-LNG	Long-Term	Spain	Catalunya Spirit	Sabine Pass, Louisiana	2,927,549	
8/14/2021	Sabine Pass Liquefaction, LLC	Sabine Pass Liquefaction, LLC	2010-111-LNG	Long-Term	Jamaica	Golar Ice	Sabine Pass, Louisiana	2,904,401	
8/15/2021	Sabine Pass Liquefaction, LLC	Sabine Pass Liquefaction, LLC	2010-111-LNG	Long-Term	Brazil	LNG Adventure	Sabine Pass, Louisiana	3,523,686	
8/16/2021	Sabine Pass Liquefaction, LLC	Sabine Pass Liquefaction, LLC	2010-111-LNG	Long-Term	Argentina	Maran Gas Mystras	Sabine Pass, Louisiana	2,256,288	[*]
8/16/2021	Sabine Pass Liquefaction, LLC	Sabine Pass Liquefaction, LLC	2010-111-LNG	Long-Term	Brazil	Maran Gas Mystras	Sabine Pass, Louisiana	1,155,446	[*]
8/17/2021	Sabine Pass Liquefaction, LLC	Sabine Pass Liquefaction, LLC	2010-111-LNG	Long-Term	Spain	Arctic Discoverer	Sabine Pass, Louisiana	2,988,477	
8/19/2021	Sabine Pass Liquefaction, LLC	Sabine Pass Liquefaction, LLC	2010-111-LNG	Long-Term	China	Sevilla Knutsen	Sabine Pass, Louisiana	3,638,003	
8/19/2021	Sabine Pass Liquefaction, LLC	Sabine Pass Liquefaction, LLC	2010-85-LNG	Long-Term	South Korea	Marvel Swan	Sabine Pass, Louisiana	3,318,331	
8/20/2021	Sabine Pass Liquefaction, LLC	Sabine Pass Liquefaction, LLC	2010-111-LNG	Long-Term	Bangladesh	Cool Racer	Sabine Pass, Louisiana	3,659,748	
8/22/2021	Sabine Pass Liquefaction, LLC	Sabine Pass Liquefaction, LLC	2010-85-LNG	Long-Term	South Korea	SM Seahawk	Sabine Pass, Louisiana	3,693,418	
8/23/2021	Sabine Pass Liquefaction, LLC	Sabine Pass Liquefaction, LLC	2010-85-LNG	Long-Term	South Korea	BW GDF Suez Brussels	Sabine Pass, Louisiana	3,443,053	
8/24/2021	Sabine Pass Liquefaction, LLC	Sabine Pass Liquefaction, LLC	2010-111-LNG	Long-Term	Croatia	SCF Barents	Sabine Pass, Louisiana	2,980,356	
8/25/2021	Sabine Pass Liquefaction, LLC	Sabine Pass Liquefaction, LLC	2010-111-LNG	Long-Term	China	LNGShips Athena	Sabine Pass, Louisiana	3,433,320	
8/26/2021	Sabine Pass Liquefaction, LLC	Sabine Pass Liquefaction, LLC	2010-111-LNG	Long-Term	Taiwan	Stena Blue Sky	Sabine Pass, Louisiana	3,098,556	
8/27/2021	Sabine Pass Liquefaction, LLC	Sabine Pass Liquefaction, LLC	2010-111-LNG	Long-Term	Taiwan	Dorado LNG	Sabine Pass, Louisiana	3,629,471	
8/28/2021	Sabine Pass Liquefaction, LLC	Sabine Pass Liquefaction, LLC	2010-85-LNG	Long-Term	Chile	LNGSHIPS Manhattan	Sabine Pass, Louisiana	3,620,023	
8/29/2021	Sabine Pass Liquefaction, LLC	Sabine Pass Liquefaction, LLC	2010-111-LNG	Long-Term	China	Golar Snow	Sabine Pass, Louisiana	3,277,820	
8/30/2021	Sabine Pass Liquefaction, LLC	Sabine Pass Liquefaction, LLC	2010-111-LNG	Long-Term	Portugal	Torben Spirit	Sabine Pass, Louisiana	3,441,891	
9/1/2021	Sabine Pass Liquefaction, LLC	Sabine Pass Liquefaction, LLC	2010-111-LNG	Long-Term	Brazil	Diamond Gas Victoria	Sabine Pass, Louisiana	3,436,316	
9/2/2021	Sabine Pass Liquefaction, LLC	Sabine Pass Liquefaction, LLC	2010-111-LNG	Long-Term	Lithuania	Gaslog Westminster	Sabine Pass, Louisiana	3,282,139	
9/3/2021	Sabine Pass Liquefaction, LLC	Sabine Pass Liquefaction, LLC	2010-111-LNG	Long-Term	China	Cool Explorer	Sabine Pass, Louisiana	3,368,752	
9/4/2021	Sabine Pass Liquefaction, LLC	Sabine Pass Liquefaction, LLC	2010-111-LNG	Long-Term	Netherlands	Amberjack LNG	Sabine Pass, Louisiana	3,458,228	
9/5/2021	Sabine Pass Liquefaction, LLC	Sabine Pass Liquefaction, LLC	2010-111-LNG	Long-Term	Japan	Diamond Gas Crystal	Sabine Pass, Louisiana	248,734	
9/5/2021	Sabine Pass Liquefaction, LLC	Sabine Pass Liquefaction, LLC	2010-111-LNG	Long-Term	Japan	Diamond Gas Crystal	Sabine Pass, Louisiana	3,276,617	
9/6/2021	Sabine Pass Liquefaction, LLC	Sabine Pass Liquefaction, LLC	2010-111-LNG	Long-Term	Spain	Flex Aurora	Sabine Pass, Louisiana	3,248,858	
9/7/2021	Sabine Pass Liquefaction, LLC	Sabine Pass Liquefaction, LLC	2013-121-LNG	Long-Term	India	Pan Americas	Sabine Pass, Louisiana	3,658,608	
9/8/2021	Sabine Pass Liquefaction, LLC	Sabine Pass Liquefaction, LLC	2010-85-LNG	Long-Term	South Korea	Flex Artemis	Sabine Pass, Louisiana	3,675,121	
9/9/2021	Sabine Pass Liquefaction, LLC	Sabine Pass Liquefaction, LLC	2013-121-LNG	Long-Term	Spain	Flex Vigilant	Sabine Pass, Louisiana	3,715,175	
9/10/2021	Sabine Pass Liquefaction, LLC	Sabine Pass Liquefaction, LLC	2010-111-LNG	Long-Term	France	Golar Grand	Sabine Pass, Louisiana	2,893,357	
9/11/2021	Sabine Pass Liquefaction, LLC	Sabine Pass Liquefaction, LLC	2010-111-LNG	Long-Term	Jamaica	Fuji LNG	Sabine Pass, Louisiana	2,930,718	
9/12/2021	Sabine Pass Liquefaction, LLC	Sabine Pass Liquefaction, LLC	2013-121-LNG	Long-Term	Chile	Gaslog Gladstone	Sabine Pass, Louisiana	3,579,593	
9/13/2021	Sabine Pass Liquefaction, LLC	Sabine Pass Liquefaction, LLC	2013-30-LNG	Long-Term	Brazil	LNG Adventure	Sabine Pass, Louisiana	3,643,244	
9/15/2021	Sabine Pass Liquefaction, LLC	Sabine Pass Liquefaction, LLC	2013-121-LNG	Long-Term	Pakistan	Seri Balhaf	Sabine Pass, Louisiana	2,780,300	[*]
9/15/2021	Sabine Pass Liquefaction, LLC	Sabine Pass Liquefaction, LLC	2013-121-LNG	Long-Term	Turkey	Seri Balhaf	Sabine Pass, Louisiana	498,060	[*]
9/16/2021	Sabine Pass Liquefaction, LLC	Sabine Pass Liquefaction, LLC	2013-121-LNG	Long-Term	South Korea	SM Eagle	Sabine Pass, Louisiana	3,699,803	
9/17/2021	Sabine Pass Liquefaction, LLC	Sabine Pass Liquefaction, LLC	2013-121-LNG	Long-Term	United Kingdom	Methane Lydon Volney	Sabine Pass, Louisiana	3,099,112	
9/18/2021	Sabine Pass Liquefaction, LLC	Sabine Pass Liquefaction, LLC	2013-121-LNG	Short-Term	Netherlands	Gaslog Georgetown	Sabine Pass, Louisiana	3,677,705	
9/18/2021	Sabine Pass Liquefaction, LLC	Sabine Pass Liquefaction, LLC	2013-121-LNG	Long-Term	Turkey	ARISTARCHOS	Sabine Pass, Louisiana	3,714,249	
9/19/2021	Sabine Pass Liquefaction, LLC	Sabine Pass Liquefaction, LLC	2013-121-LNG	Long-Term	China	Valencia Knutsen	Sabine Pass, Louisiana	3,687,955	

[S] Spot – a one-time transaction for near-term delivery of a specific quantity of LNG at a specific location. Prior to 2006, spot cargos could be included in either long-term or short-term authorized types.

[\*] Split cargo – a single shipment of LNG where portions of the cargo have different transactional characteristics. For instance, a single cargo can have more than one buyer, supplier, price, unloading port, loading port, or DOE authorization.

[C] Commissioning cargo – pre-commercial cargo loaded while export facility operations are still undergoing final testing and inspection. Commissioning cargos may occur multiple times for the same facility as individual LNG trains enter service.

[L] Liquefaction fees – liquefaction fees have been included in the cargo's price. Beginning with data for July 2019, all cargo prices include liquefaction fees, which include the full contract sales price under the relevant FOB LNG sale and purchase agreements. See Table 1(f) for a summary price per export facility per month.

Countries of destination are current as of publication date. Any updates to countries of destination reported will be published in the next scheduled LNG Monthly.



### VESSEL-BORNE EXPORTS OF DOMESTICALLY-PRODUCED LIQUEFIED NATURAL GAS (LNG)

Table 2a(i)

Date of Departure	Name of Exporter	Supplier	Docket Number	Docket Term	Country of Destination	Name of Tanker	Departure Terminal	Volume (Mcf of Natural Gas)	Notes
9/20/2021	Sabine Pass Liquefaction, LLC	Sabine Pass Liquefaction, LLC	2013-121-LNG	Long-Term	China	Flex Resolute	Sabine Pass, Louisiana	3,307,921	
9/21/2021	Sabine Pass Liquefaction, LLC	Sabine Pass Liquefaction, LLC	2013-121-LNG	Long-Term	South Korea	Hyundai Peacepia	Sabine Pass, Louisiana	3,686,687	
9/22/2021	Sabine Pass Liquefaction, LLC	Sabine Pass Liquefaction, LLC	2013-121-LNG	Long-Term	Bangladesh	Golar Crystal	Sabine Pass, Louisiana	3,276,114	
9/23/2021	Sabine Pass Liquefaction, LLC	Sabine Pass Liquefaction, LLC	2013-121-LNG	Long-Term	Taiwan	Methane Jane Elizabeth	Sabine Pass, Louisiana	2,785,689	
9/24/2021	Sabine Pass Liquefaction, LLC	Sabine Pass Liquefaction, LLC	2013-121-LNG	Long-Term	Turkey	Maran Gas Pericles	Sabine Pass, Louisiana	3,667,238	
9/25/2021	Sabine Pass Liquefaction, LLC	Sabine Pass Liquefaction, LLC	2013-30-LNG	Long-Term	Spain	Qogir	Sabine Pass, Louisiana	3,664,322	
9/26/2021	Sabine Pass Liquefaction, LLC	Sabine Pass Liquefaction, LLC	2010-111-LNG	Long-Term	China	Gaslog Salem	Sabine Pass, Louisiana	3,274,135	
9/28/2021	Sabine Pass Liquefaction, LLC	Sabine Pass Liquefaction, LLC	2013-121-LNG	Long-Term	Turkey	Gaslog Galveston	Sabine Pass, Louisiana	3,671,087	
9/29/2021	Sabine Pass Liquefaction, LLC	Sabine Pass Liquefaction, LLC	2013-42-LNG	Long-Term	Brazil	Trinity Arrow	Sabine Pass, Louisiana	3,087,319	
9/30/2021	Sabine Pass Liquefaction, LLC	Sabine Pass Liquefaction, LLC	2013-121-LNG	Long-Term	China	Pan Asia	Sabine Pass, Louisiana	3,622,085	
<b>TOTAL Exports of LNG from Sabine Pass</b>								<b>907,588,487</b>	

[S] **Spot** – a one-time transaction for near-term delivery of a specific quantity of LNG at a specific location. Prior to 2006, spot cargos could be included in either long-term or short-term authorized types.

[\*] **Split cargo** – a single shipment of LNG where portions of the cargo have different transactional characteristics. For instance, a single cargo can have more than one buyer, supplier, price, unloading port, loading port, or DOE authorization.

[C] **Commissioning cargo** – pre-commercial cargo loaded while export facility operations are still undergoing final testing and inspection. Commissioning cargos may occur multiple times for the same facility as individual LNG trains enter service.

[L] **Liquefaction fees** – liquefaction fees have been included in the cargo's price. Beginning with data for July 2019, all cargo prices include liquefaction fees, which include the full contract sales price under the relevant FOB LNG sale and purchase agreements. See Table 1(f) for a summary price per export facility per month.

Countries of destination are current as of publication date. Any updates to countries of destination reported will be published in the next scheduled *LNG Monthly*.

## VESSEL-BORNE EXPORTS OF DOMESTICALLY-PRODUCED LIQUEFIED NATURAL GAS (LNG)

Table 2a(ii)

Date of Departure	Name of Exporter	Supplier	Docket Number	Docket Term	Country of Destination	Name of Tanker	Departure Terminal	Volume (Mcf of Natural Gas)	Notes
1/3/2021	Cove Point LNG, LP	ST Cove Point LLC	2011-115-LNG	Long-Term	South Korea	Energy Universe	Cove Point, Maryland	3,457,263	
1/8/2021	Cove Point LNG, LP	GAIL Global (USA) LNG LLC	2011-128-LNG	Long-Term	Turkey	Gaslog Salem	Cove Point, Maryland	3,229,673	
1/14/2021	Cove Point LNG, LP	GAIL Global (USA) LNG LLC	2011-128-LNG	Long-Term	Pakistan	Maran Gas Sparta	Cove Point, Maryland	359,150	[*]
1/14/2021	Cove Point LNG, LP	GAIL Global (USA) LNG LLC	2011-128-LNG	Long-Term	Turkey	Maran Gas Sparta	Cove Point, Maryland	2,995,495	[*]
1/17/2021	Cove Point LNG, LP	ST Cove Point LLC	2011-128-LNG	Long-Term	China	LNG Fukurokuju	Cove Point, Maryland	3,462,860	
1/23/2021	Cove Point LNG, LP	GAIL Global (USA) LNG LLC	2011-128-LNG	Long-Term	India	Meridian Spirit	Cove Point, Maryland	3,468,644	
1/28/2021	Cove Point LNG, LP	ST Cove Point LLC	2011-128-LNG	Long-Term	United Kingdom	Energy Innovator	Cove Point, Maryland	3,435,412	
2/3/2021	Cove Point LNG, LP	GAIL Global (USA) LNG LLC	2011-128-LNG	Long-Term	United Kingdom	Marvel Pelican	Cove Point, Maryland	3,263,448	
2/5/2021	Cove Point LNG, LP	ST Cove Point LLC	2011-128-LNG	Long-Term	Japan	LNG Sakura	Cove Point, Maryland	3,737,170	
2/13/2021	Cove Point LNG, LP	GAIL Global (USA) LNG LLC	2011-115-LNG	Long-Term	Mexico	BW Magnolia	Cove Point, Maryland	3,378,340	
2/21/2021	Cove Point LNG, LP	ST Cove Point LLC	2011-115-LNG	Long-Term	South Korea	Energy Liberty	Cove Point, Maryland	3,465,196	
2/24/2021	Cove Point LNG, LP	GAIL Global (USA) LNG LLC	2011-128-LNG	Long-Term	Netherlands	BW Paris	Cove Point, Maryland	3,390,841	
3/1/2021	Cove Point LNG, LP	ST Cove Point LLC	2011-128-LNG	Long-Term	United Kingdom	Energy Innovator	Cove Point, Maryland	3,422,703	
3/3/2021	Cove Point LNG, LP	GAIL Global (USA) LNG LLC	2011-128-LNG	Long-Term	Brazil	Gaslog Shanghai	Cove Point, Maryland	3,196,244	
3/11/2021	Cove Point LNG, LP	ST Cove Point LLC	2011-128-LNG	Long-Term	Japan	Energy Universe	Cove Point, Maryland	3,464,452	
3/14/2021	Cove Point LNG, LP	GAIL Global (USA) LNG LLC	2011-128-LNG	Long-Term	France	British Sapphire	Cove Point, Maryland	3,201,771	
3/21/2021	Cove Point LNG, LP	ST Cove Point LLC	2011-128-LNG	Long-Term	France	SCF La Prouse	Cove Point, Maryland	3,485,336	
3/24/2021	Cove Point LNG, LP	GAIL Global (USA) LNG LLC	2011-128-LNG	Long-Term	Kuwait	Gail Bhuwan	Cove Point, Maryland	3,821,215	
3/31/2021	Cove Point LNG, LP	ST Cove Point LLC	2011-128-LNG	Long-Term	China	Energy Innovator	Cove Point, Maryland	3,451,118	
4/3/2021	Cove Point LNG, LP	GAIL Global (USA) LNG LLC	2011-128-LNG	Long-Term	Italy	Seri Balhaf	Cove Point, Maryland	3,213,293	
4/12/2021	Cove Point LNG, LP	GAIL Global (USA) LNG LLC	2011-128-LNG	Long-Term	United Kingdom	Marvel Pelican	Cove Point, Maryland	3,257,001	
4/14/2021	Cove Point LNG, LP	ST Cove Point LLC	2011-128-LNG	Long-Term	Spain	Rias Baixas Knutsen	Cove Point, Maryland	3,750,097	
4/22/2021	Cove Point LNG, LP	GAIL Global (USA) LNG LLC	2011-128-LNG	Long-Term	France	BW Paris	Cove Point, Maryland	3,400,432	
4/26/2021	Cove Point LNG, LP	ST Cove Point LLC	2011-128-LNG	Long-Term	United Kingdom	Gaslog Windsor	Cove Point, Maryland	3,494,345	
5/2/2021	Cove Point LNG, LP	GAIL Global (USA) LNG LLC	2011-128-LNG	Long-Term	Spain	British Contributor	Cove Point, Maryland	3,426,091	
5/8/2021	Cove Point LNG, LP	ST Cove Point LLC	2011-128-LNG	Long-Term	Japan	BW Pavilion Aranda	Cove Point, Maryland	3,477,399	
5/10/2021	Cove Point LNG, LP	GAIL Global (USA) LNG LLC	2011-128-LNG	Long-Term	China	Seri Balqis	Cove Point, Maryland	3,218,102	
5/14/2021	Cove Point LNG, LP	ST Cove Point LLC	2011-128-LNG	Long-Term	Spain	Singapore Energy	Cove Point, Maryland	1,807,497	
5/19/2021	Cove Point LNG, LP	ST Cove Point LLC	2011-115-LNG	Long-Term	South Korea	Wilpride	Cove Point, Maryland	3,283,154	
5/25/2021	Cove Point LNG, LP	GAIL Global (USA) LNG LLC	2011-128-LNG	Long-Term	India	Gail Bhuwan	Cove Point, Maryland	3,702,597	
5/29/2021	Cove Point LNG, LP	ST Cove Point LLC	2011-115-LNG	Long-Term	South Korea	Arwa Spirit	Cove Point, Maryland	3,473,941	
6/2/2021	Cove Point LNG, LP	GAIL Global (USA) LNG LLC	2011-128-LNG	Long-Term	Argentina	Gaslog Shanghai	Cove Point, Maryland	2,218,608	[*]
6/2/2021	Cove Point LNG, LP	GAIL Global (USA) LNG LLC	2011-128-LNG	Long-Term	Brazil	Gaslog Shanghai	Cove Point, Maryland	1,034,744	[*]
6/10/2021	Cove Point LNG, LP	ST Cove Point LLC	2011-128-LNG	Long-Term	Poland	Gaslog Windsor	Cove Point, Maryland	3,492,600	
6/13/2021	Cove Point LNG, LP	GAIL Global (USA) LNG LLC	2011-128-LNG	Long-Term	Japan	Golar Kelvin	Cove Point, Maryland	3,415,452	
6/15/2021	Cove Point LNG, LP	ST Cove Point LLC	2011-128-LNG	Long-Term	Portugal	Singapore Energy	Cove Point, Maryland	1,835,599	
6/23/2021	Cove Point LNG, LP	ST Cove Point LLC	2011-128-LNG	Long-Term	Japan	LNG Sakura	Cove Point, Maryland	3,743,897	
6/24/2021	Cove Point LNG, LP	GAIL Global (USA) LNG LLC	2011-115-LNG	Long-Term	South Korea	Energy Atlantic	Cove Point, Maryland	3,316,870	
7/2/2021	Cove Point LNG, LP	GAIL Global (USA) LNG LLC	2011-128-LNG	Long-Term	Brazil	British Listener	Cove Point, Maryland	3,302,434	
7/5/2021	Cove Point LNG, LP	ST Cove Point LLC	2011-128-LNG	Long-Term	China	Energy Innovator	Cove Point, Maryland	3,435,265	
7/13/2021	Cove Point LNG, LP	ST Cove Point LLC	2011-128-LNG	Long-Term	Poland	Gaslog Windsor	Cove Point, Maryland	3,496,790	
7/16/2021	Cove Point LNG, LP	GAIL Global (USA) LNG LLC	2011-128-LNG	Long-Term	China	Gaslog Chelsea	Cove Point, Maryland	3,188,338	
7/17/2021	Cove Point LNG, LP	ST Cove Point LLC	2011-128-LNG	Long-Term	Spain	Singapore Energy	Cove Point, Maryland	2,183,814	

[S] Spot – a one-time transaction for near-term delivery of a specific quantity of LNG at a specific location. Prior to 2006, spot cargos could be included in either long-term or short-term authorized types.

[\*] Split cargo – a single shipment of LNG where portions of the cargo have different transactional characteristics. For instance, a single cargo can have more than one buyer, supplier, price, unloading port, loading port, or DOE authorization.

[C] Commissioning cargo – pre-commercial cargo loaded while export facility operations are still undergoing final testing and inspection. Commissioning cargos may occur multiple times for the same facility as individual LNG trains enter service.

[L] Liquefaction fees – liquefaction fees have been included in the cargo prices for all months. See Table 1(f) for a summary price per export facility per month.

Countries of destination are current as of publication date. Any updates to countries of destination reported will be published in the next scheduled LNG Monthly.

### VESSEL-BORNE EXPORTS OF DOMESTICALLY-PRODUCED LIQUEFIED NATURAL GAS (LNG)

Table 2a(ii)

Date of Departure	Name of Exporter	Supplier	Docket Number	Docket Term	Country of Destination	Name of Tanker	Departure Terminal	Volume (Mcf of Natural Gas)	Notes
7/24/2021	Cove Point LNG, LP	GAIL Global (USA) LNG LLC	2011-128-LNG	Long-Term	India	Gail Bhuwan	Cove Point, Maryland	3,787,383	
7/28/2021	Cove Point LNG, LP	ST Cove Point LLC	2011-115-LNG	Long-Term	South Korea	Maran Gas Vergina	Cove Point, Maryland	3,642,394	
8/5/2021	Cove Point LNG, LP	GAIL Global (USA) LNG LLC	2011-128-LNG	Long-Term	Argentina	Wilforce	Cove Point, Maryland	3,291,672	
8/6/2021	Cove Point LNG, LP	ST Cove Point LLC	2011-128-LNG	Long-Term	Spain	LNG Fukurokuju	Cove Point, Maryland	3,376,945	
8/16/2021	Cove Point LNG, LP	GAIL Global (USA) LNG LLC	2011-128-LNG	Long-Term	Pakistan	Seri Balqis	Cove Point, Maryland	3,319,020	
8/18/2021	Cove Point LNG, LP	ST Cove Point LLC	2011-128-LNG	Long-Term	Japan	Gaslog Windsor	Cove Point, Maryland	3,483,940	
8/23/2021	Cove Point LNG, LP	ST Cove Point LLC	2011-128-LNG	Long-Term	Lithuania	Madrid Spirit	Cove Point, Maryland	1,676,650	
8/26/2021	Cove Point LNG, LP	GAIL Global (USA) LNG LLC	2011-128-LNG	Long-Term	China	Grace Dahlia	Cove Point, Maryland	3,429,420	
8/31/2021	Cove Point LNG, LP	ST Cove Point LLC	2011-128-LNG	Long-Term	Spain	Rias Baixas Knutsen	Cove Point, Maryland	3,761,365	
9/5/2021	Cove Point LNG, LP	GAIL Global (USA) LNG LLC	2011-128-LNG	Long-Term	India	Celsius Copenhagen	Cove Point, Maryland	3,202,309	
9/13/2021	Cove Point LNG, LP	ST Cove Point LLC	2011-128-LNG	Long-Term	India	LNG Fukurokuju	Cove Point, Maryland	3,398,579	
9/17/2021	Cove Point LNG, LP	GAIL Global (USA) LNG LLC	2011-128-LNG	Long-Term	India	Gail Bhuwan	Cove Point, Maryland	3,790,298	
9/19/2021	Cove Point LNG, LP	ST Cove Point LLC	2011-128-LNG	Long-Term	Greece	Vivit Americas Lng	Cove Point, Maryland	799,125	[*]
9/19/2021	Cove Point LNG, LP	ST Cove Point LLC	2011-128-LNG	Long-Term	Turkey	Vivit Americas Lng	Cove Point, Maryland	2,545,106	[*]
<b>TOTAL Exports of LNG from Cove Point</b>								<b>179,358,897</b>	

[S] **Spot** – a one-time transaction for near-term delivery of a specific quantity of LNG at a specific location. Prior to 2006, spot cargos could be included in either long-term or short-term authorized types.

[\*] **Split cargo** – a single shipment of LNG where portions of the cargo have different transactional characteristics. For instance, a single cargo can have more than one buyer, supplier, price, unloading port, loading port, or DOE authorization.

[C] **Commissioning cargo** – pre-commercial cargo loaded while export facility operations are still undergoing final testing and inspection. Commissioning cargos may occur multiple times for the same facility as individual LNG trains enter service.

[L] **Liquefaction fees** – liquefaction fees have been included in the cargo prices for all months. See Table 1(f) for a summary price per export facility per month.

Countries of destination are current as of publication date. Any updates to countries of destination reported will be published in the next scheduled *LNG Monthly*.

### VESSEL-BORNE EXPORTS OF DOMESTICALLY-PRODUCED LIQUEFIED NATURAL GAS (LNG)

Table 2a(iii)

Date of Departure	Name of Exporter	Supplier	Docket Number	Docket Term	Country of Destination	Name of Tanker	Departure Terminal	Volume (Mcf of Natural Gas)	Notes
1/2/2021	Cheniere Marketing, LLC and Corpus Christi Liquefaction, LLC	Corpus Christi Liquefaction, LLC	2012-99-LNG	Long-Term	South Korea	Cool Discoverer	Corpus Christi, Texas	3,668,758	
1/3/2021	Cheniere Marketing, LLC and Corpus Christi Liquefaction, LLC	Corpus Christi Liquefaction, LLC	2012-99-LNG	Long-Term	South Korea	Adriano Knutsen	Corpus Christi, Texas	3,707,091	
1/5/2021	Cheniere Marketing, LLC and Corpus Christi Liquefaction, LLC	Corpus Christi Liquefaction, LLC	2012-97-LNG	Long-Term	China	BW Pavilion Vanda	Corpus Christi, Texas	3,407,830	
1/7/2021	Cheniere Marketing, LLC and Corpus Christi Liquefaction, LLC	Corpus Christi Liquefaction, LLC	2012-99-LNG	Long-Term	South Korea	Gaslog Warsaw	Corpus Christi, Texas	3,753,430	
1/9/2021	Cheniere Marketing, LLC and Corpus Christi Liquefaction, LLC	Corpus Christi Liquefaction, LLC	2012-99-LNG	Long-Term	South Korea	Torben Spirit	Corpus Christi, Texas	3,265,112	
1/13/2021	Cheniere Marketing, LLC and Corpus Christi Liquefaction, LLC	Corpus Christi Liquefaction, LLC	2012-97-LNG	Long-Term	China	Amberjack LNG	Corpus Christi, Texas	3,680,827	
1/14/2021	Cheniere Marketing, LLC and Corpus Christi Liquefaction, LLC	Corpus Christi Liquefaction, LLC	2012-97-LNG	Long-Term	Japan	Flex Ranger	Corpus Christi, Texas	3,664,911	
1/16/2021	Cheniere Marketing, LLC and Corpus Christi Liquefaction, LLC	Corpus Christi Liquefaction, LLC	2012-97-LNG	Long-Term	United Kingdom	Gaslog Georgetown	Corpus Christi, Texas	3,694,756	
1/19/2021	Cheniere Marketing, LLC and Corpus Christi Liquefaction, LLC	Corpus Christi Liquefaction, LLC	2012-99-LNG	Long-Term	South Korea	Point Fortin	Corpus Christi, Texas	3,211,763	
1/20/2021	Cheniere Marketing, LLC and Corpus Christi Liquefaction, LLC	Corpus Christi Liquefaction, LLC	2012-97-LNG	Long-Term	Spain	Traiano Knutsen	Corpus Christi, Texas	3,717,744	
1/22/2021	Cheniere Marketing, LLC and Corpus Christi Liquefaction, LLC	Corpus Christi Liquefaction, LLC	2012-97-LNG	Long-Term	Brazil	Maria Energy	Corpus Christi, Texas	3,687,490	
1/24/2021	Cheniere Marketing, LLC and Corpus Christi Liquefaction, LLC	Corpus Christi Liquefaction, LLC	2012-97-LNG	Long-Term	Japan	Bushu Maru	Corpus Christi, Texas	3,826,282	
1/26/2021	Cheniere Marketing, LLC and Corpus Christi Liquefaction, LLC	Corpus Christi Liquefaction, LLC	2012-97-LNG	Long-Term	Turkey	Megara	Corpus Christi, Texas	3,382,353	
1/27/2021	Cheniere Marketing, LLC and Corpus Christi Liquefaction, LLC	Corpus Christi Liquefaction, LLC	2012-97-LNG	Long-Term	Pakistan	Gaslog Santiago	Corpus Christi, Texas	3,323,146	
1/29/2021	Cheniere Marketing, LLC and Corpus Christi Liquefaction, LLC	Corpus Christi Liquefaction, LLC	2012-97-LNG	Long-Term	Taiwan	Energy Pacific	Corpus Christi, Texas	3,536,265	
1/31/2021	Cheniere Marketing, LLC and Corpus Christi Liquefaction, LLC	Corpus Christi Liquefaction, LLC	2012-97-LNG	Long-Term	Brazil	Bonito LNG	Corpus Christi, Texas	3,688,217	
2/1/2021	Cheniere Marketing, LLC and Corpus Christi Liquefaction, LLC	Corpus Christi Liquefaction, LLC	2012-97-LNG	Long-Term	Netherlands	Hoegh Galleon	Corpus Christi, Texas	3,588,489	
2/4/2021	Cheniere Marketing, LLC and Corpus Christi Liquefaction, LLC	Corpus Christi Liquefaction, LLC	2012-99-LNG	Long-Term	Chile	Castillo De Merida	Corpus Christi, Texas	3,109,739	
2/5/2021	Cheniere Marketing, LLC and Corpus Christi Liquefaction, LLC	Corpus Christi Liquefaction, LLC	2012-97-LNG	Long-Term	Turkey	Maran Gas Apollonia	Corpus Christi, Texas	180,246	
2/5/2021	Cheniere Marketing, LLC and Corpus Christi Liquefaction, LLC	Corpus Christi Liquefaction, LLC	2012-97-LNG	Long-Term	Turkey	Maran Gas Apollonia	Corpus Christi, Texas	3,269,256	
2/7/2021	Cheniere Marketing, LLC and Corpus Christi Liquefaction, LLC	Corpus Christi Liquefaction, LLC	2012-99-LNG	Long-Term	Chile	Golar Penguin	Corpus Christi, Texas	3,414,560	
2/10/2021	Cheniere Marketing, LLC and Corpus Christi Liquefaction, LLC	Corpus Christi Liquefaction, LLC	2012-97-LNG	Long-Term	Brazil	Energy Endeavour	Corpus Christi, Texas	3,670,477	
2/11/2021	Cheniere Marketing, LLC and Corpus Christi Liquefaction, LLC	Corpus Christi Liquefaction, LLC	2012-97-LNG	Long-Term	China	Maran Gas Delphi	Corpus Christi, Texas	3,414,945	
2/13/2021	Cheniere Marketing, LLC and Corpus Christi Liquefaction, LLC	Corpus Christi Liquefaction, LLC	2012-99-LNG	Long-Term	Dominican Republic	La Seine	Corpus Christi, Texas	2,799,367	
2/23/2021	Cheniere Marketing, LLC and Corpus Christi Liquefaction, LLC	Corpus Christi Liquefaction, LLC	2012-97-LNG	Long-Term	United Kingdom	Seri Balhaf	Corpus Christi, Texas	3,261,773	

[S] **Spot** – a one-time transaction for near-term delivery of a specific quantity of LNG at a specific location. Prior to 2006, spot cargos could be included in either long-term or short-term authorized types.

[\*] **Split cargo** – a single shipment of LNG where portions of the cargo have different transactional characteristics. For instance, a single cargo can have more than one buyer, supplier, price, unloading port, loading port, or DOE authorization.

[C] **Commissioning cargo** – pre-commercial cargo loaded while export facility operations are still undergoing final testing and inspection. Commissioning cargos may occur multiple times for the same facility as individual LNG trains enter service.

[L] **Liquefaction fees** – liquefaction fees have been included in the cargo's price. Beginning with data for July 2019, all cargo prices include liquefaction fees, which include the full contract sales price under the relevant FOB LNG sale and purchase agreements. See Table 1(f) for a summary price per export facility per month.

Countries of destination are current as of publication date. Any updates to countries of destination reported will be published in the next scheduled *LNG Monthly*.

### VESSEL-BORNE EXPORTS OF DOMESTICALLY-PRODUCED LIQUEFIED NATURAL GAS (LNG)

Table 2a(iii)

Date of Departure	Name of Exporter	Supplier	Docket Number	Docket Term	Country of Destination	Name of Tanker	Departure Terminal	Volume (Mcf of Natural Gas)	Notes
2/27/2021	Cheniere Marketing, LLC and Corpus Christi Liquefaction, LLC	Corpus Christi Liquefaction, LLC	2012-97-LNG	Long-Term	Netherlands	Golar Kelvin	Corpus Christi, Texas	3,261,366	
2/28/2021	Cheniere Marketing, LLC and Corpus Christi Liquefaction, LLC	Corpus Christi Liquefaction, LLC	2012-97-LNG	Long-Term	Portugal	Golar Ice	Corpus Christi, Texas	3,359,970	
3/1/2021	Cheniere Marketing, LLC and Corpus Christi Liquefaction, LLC	Corpus Christi Liquefaction, LLC	2012-97-LNG	Long-Term	Taiwan	BW GDF Suez Boston	Corpus Christi, Texas	2,892,056	
3/3/2021	Cheniere Marketing, LLC and Corpus Christi Liquefaction, LLC	Corpus Christi Liquefaction, LLC	2012-99-LNG	Long-Term	South Korea	Aristos I	Corpus Christi, Texas	3,683,461	
3/4/2021	Cheniere Marketing, LLC and Corpus Christi Liquefaction, LLC	Corpus Christi Liquefaction, LLC	2012-97-LNG	Long-Term	France	Elisa Larus	Corpus Christi, Texas	3,669,424	
3/5/2021	Cheniere Marketing, LLC and Corpus Christi Liquefaction, LLC	Corpus Christi Liquefaction, LLC	2012-99-LNG	Long-Term	South Korea	SM Eagle	Corpus Christi, Texas	3,669,335	
3/6/2021	Cheniere Marketing, LLC and Corpus Christi Liquefaction, LLC	Corpus Christi Liquefaction, LLC	2012-97-LNG	Long-Term	France	Maran Gas Alexandria	Corpus Christi, Texas	3,186,473	
3/9/2021	Cheniere Marketing, LLC and Corpus Christi Liquefaction, LLC	Corpus Christi Liquefaction, LLC	2012-97-LNG	Long-Term	Lithuania	Cool Runner	Corpus Christi, Texas	3,228,473	
3/11/2021	Cheniere Marketing, LLC and Corpus Christi Liquefaction, LLC	Corpus Christi Liquefaction, LLC	2012-99-LNG	Long-Term	Singapore	Wilpride	Corpus Christi, Texas	3,303,265	
3/13/2021	Cheniere Marketing, LLC and Corpus Christi Liquefaction, LLC	Corpus Christi Liquefaction, LLC	2012-97-LNG	Long-Term	India	Castillo De Merida	Corpus Christi, Texas	3,402,398	
3/17/2021	Cheniere Marketing, LLC and Corpus Christi Liquefaction, LLC	Corpus Christi Liquefaction, LLC	2012-97-LNG	Long-Term	Netherlands	Rias Baixas Knutsen	Corpus Christi, Texas	296,331	
3/17/2021	Cheniere Marketing, LLC and Corpus Christi Liquefaction, LLC	Corpus Christi Liquefaction, LLC	2012-97-LNG	Long-Term	Netherlands	Rias Baixas Knutsen	Corpus Christi, Texas	3,512,811	
3/19/2021	Cheniere Marketing, LLC and Corpus Christi Liquefaction, LLC	Corpus Christi Liquefaction, LLC	2012-97-LNG	Long-Term	Japan	Maran Gas Andros	Corpus Christi, Texas	3,680,583	
3/20/2021	Cheniere Marketing, LLC and Corpus Christi Liquefaction, LLC	Corpus Christi Liquefaction, LLC	2012-97-LNG	Long-Term	Brazil	Traiano Knutsen	Corpus Christi, Texas	3,758,938	
3/22/2021	Cheniere Marketing, LLC and Corpus Christi Liquefaction, LLC	Corpus Christi Liquefaction, LLC	2012-99-LNG	Long-Term	South Korea	Maran Gas Apollonia	Corpus Christi, Texas	3,450,605	
3/23/2021	Cheniere Marketing, LLC and Corpus Christi Liquefaction, LLC	Corpus Christi Liquefaction, LLC	2012-97-LNG	Long-Term	Greece	Gaslog Warsaw	Corpus Christi, Texas	3,486,024	
3/25/2021	Cheniere Marketing, LLC and Corpus Christi Liquefaction, LLC	Corpus Christi Liquefaction, LLC	2012-97-LNG	Long-Term	Netherlands	Celsius Canberra	Corpus Christi, Texas	3,484,594	
3/26/2021	Cheniere Marketing, LLC and Corpus Christi Liquefaction, LLC	Corpus Christi Liquefaction, LLC	2012-97-LNG	Long-Term	Netherlands	Golar Penguin	Corpus Christi, Texas	3,291,768	
3/28/2021	Cheniere Marketing, LLC and Corpus Christi Liquefaction, LLC	Corpus Christi Liquefaction, LLC	2012-97-LNG	Long-Term	Belgium	Gaslog Galveston	Corpus Christi, Texas	3,483,985	
3/29/2021	Cheniere Marketing, LLC and Corpus Christi Liquefaction, LLC	Corpus Christi Liquefaction, LLC	2012-97-LNG	Long-Term	Spain	Ribera del Duero Knutsen	Corpus Christi, Texas	3,409,555	
3/31/2021	Cheniere Marketing, LLC and Corpus Christi Liquefaction, LLC	Corpus Christi Liquefaction, LLC	2012-97-LNG	Long-Term	Taiwan	Prism Agility	Corpus Christi, Texas	3,700,422	
4/3/2021	Cheniere Marketing, LLC and Corpus Christi Liquefaction, LLC	Corpus Christi Liquefaction, LLC	2012-97-LNG	Long-Term	France	Arwa Spirit	Corpus Christi, Texas	3,533,513	
4/4/2021	Cheniere Marketing, LLC and Corpus Christi Liquefaction, LLC	Corpus Christi Liquefaction, LLC	2012-97-LNG	Long-Term	Portugal	Cool Discoverer	Corpus Christi, Texas	3,670,042	
4/5/2021	Cheniere Marketing, LLC and Corpus Christi Liquefaction, LLC	Corpus Christi Liquefaction, LLC	2012-97-LNG	Long-Term	France	Sohshu Maru	Corpus Christi, Texas	3,643,495	
4/7/2021	Cheniere Marketing, LLC and Corpus Christi Liquefaction, LLC	Corpus Christi Liquefaction, LLC	2012-97-LNG	Long-Term	Brazil	Magellan Spirit	Corpus Christi, Texas	425,337	[*]

[S] **Spot** – a one-time transaction for near-term delivery of a specific quantity of LNG at a specific location. Prior to 2006, spot cargos could be included in either long-term or short-term authorized types.

[\*] **Split cargo** – a single shipment of LNG where portions of the cargo have different transactional characteristics. For instance, a single cargo can have more than one buyer, supplier, price, unloading port, loading port, or DOE authorization.

[C] **Commissioning cargo** – pre-commercial cargo loaded while export facility operations are still undergoing final testing and inspection. Commissioning cargos may occur multiple times for the same facility as individual LNG trains enter service.

[L] **Liquefaction fees** – liquefaction fees have been included in the cargo's price. Beginning with data for July 2019, all cargo prices include liquefaction fees, which include the full contract sales price under the relevant FOB LNG sale and purchase agreements. See Table 1(f) for a summary price per export facility per month.

Countries of destination are current as of publication date. Any updates to countries of destination reported will be published in the next scheduled *LNG Monthly*.

### VESSEL-BORNE EXPORTS OF DOMESTICALLY-PRODUCED LIQUEFIED NATURAL GAS (LNG)

Table 2a(iii)

Date of Departure	Name of Exporter	Supplier	Docket Number	Docket Term	Country of Destination	Name of Tanker	Departure Terminal	Volume (Mcf of Natural Gas)	Notes
4/7/2021	Cheniere Marketing, LLC and Corpus Christi Liquefaction, LLC	Corpus Christi Liquefaction, LLC	2012-97-LNG	Long-Term	Brazil	Magellan Spirit	Corpus Christi, Texas	3,072,253	[*]
4/10/2021	Cheniere Marketing, LLC and Corpus Christi Liquefaction, LLC	Corpus Christi Liquefaction, LLC	2012-97-LNG	Long-Term	Spain	Marib Spirit	Corpus Christi, Texas	3,262,543	
4/11/2021	Cheniere Marketing, LLC and Corpus Christi Liquefaction, LLC	Corpus Christi Liquefaction, LLC	2012-97-LNG	Long-Term	Netherlands	Gaslog Westminster	Corpus Christi, Texas	3,417,324	
4/13/2021	Cheniere Marketing, LLC and Corpus Christi Liquefaction, LLC	Corpus Christi Liquefaction, LLC	2012-97-LNG	Long-Term	Thailand	British Sponsor	Corpus Christi, Texas	3,705,519	
4/14/2021	Cheniere Marketing, LLC and Corpus Christi Liquefaction, LLC	Corpus Christi Liquefaction, LLC	2012-97-LNG	Long-Term	Japan	Gaslog Georgetown	Corpus Christi, Texas	3,702,015	
4/16/2021	Cheniere Marketing, LLC and Corpus Christi Liquefaction, LLC	Corpus Christi Liquefaction, LLC	2012-97-LNG	Long-Term	Portugal	Adriano Knutsen	Corpus Christi, Texas	3,687,799	
4/18/2021	Cheniere Marketing, LLC and Corpus Christi Liquefaction, LLC	Corpus Christi Liquefaction, LLC	2012-97-LNG	Long-Term	France	Global Energy	Corpus Christi, Texas	3,660,376	
4/19/2021	Cheniere Marketing, LLC and Corpus Christi Liquefaction, LLC	Corpus Christi Liquefaction, LLC	2012-97-LNG	Long-Term	United Kingdom	BW Pavilion Vanda	Corpus Christi, Texas	3,432,115	
4/21/2021	Cheniere Marketing, LLC and Corpus Christi Liquefaction, LLC	Corpus Christi Liquefaction, LLC	2012-97-LNG	Long-Term	Netherlands	Rioja Knutsen	Corpus Christi, Texas	3,582,828	
4/22/2021	Cheniere Marketing, LLC and Corpus Christi Liquefaction, LLC	Corpus Christi Liquefaction, LLC	2012-97-LNG	Long-Term	Netherlands	Hoegh Gannet	Corpus Christi, Texas	3,263,655	
4/26/2021	Cheniere Marketing, LLC and Corpus Christi Liquefaction, LLC	Corpus Christi Liquefaction, LLC	2012-97-LNG	Long-Term	China	Meridian Spirit	Corpus Christi, Texas	3,461,197	
4/27/2021	Cheniere Marketing, LLC and Corpus Christi Liquefaction, LLC	Corpus Christi Liquefaction, LLC	2012-97-LNG	Long-Term	Spain	Traiano Knutsen	Corpus Christi, Texas	3,691,570	
4/29/2021	Cheniere Marketing, LLC and Corpus Christi Liquefaction, LLC	Corpus Christi Liquefaction, LLC	2012-97-LNG	Long-Term	France	Gaslog Warsaw	Corpus Christi, Texas	3,733,421	
4/30/2021	Cheniere Marketing, LLC and Corpus Christi Liquefaction, LLC	Corpus Christi Liquefaction, LLC	2012-97-LNG	Long-Term	Taiwan	Golar Maria	Corpus Christi, Texas	2,916,057	
5/1/2021	Cheniere Marketing, LLC and Corpus Christi Liquefaction, LLC	Corpus Christi Liquefaction, LLC	2012-97-LNG	Long-Term	United Kingdom	Dorado LNG	Corpus Christi, Texas	3,624,628	
5/3/2021	Cheniere Marketing, LLC and Corpus Christi Liquefaction, LLC	Corpus Christi Liquefaction, LLC	2012-97-LNG	Long-Term	Portugal	Cool Discoverer	Corpus Christi, Texas	3,689,159	
5/5/2021	Cheniere Marketing, LLC and Corpus Christi Liquefaction, LLC	Corpus Christi Liquefaction, LLC	2012-97-LNG	Long-Term	Portugal	Patris	Corpus Christi, Texas	3,696,183	
5/6/2021	Cheniere Marketing, LLC and Corpus Christi Liquefaction, LLC	Corpus Christi Liquefaction, LLC	2012-99-LNG	Long-Term	South Korea	Gaslog Skagen	Corpus Christi, Texas	97,832	
5/6/2021	Cheniere Marketing, LLC and Corpus Christi Liquefaction, LLC	Corpus Christi Liquefaction, LLC	2012-99-LNG	Long-Term	South Korea	Gaslog Skagen	Corpus Christi, Texas	3,170,925	
5/7/2021	Cheniere Marketing, LLC and Corpus Christi Liquefaction, LLC	Corpus Christi Liquefaction, LLC	2012-97-LNG	Long-Term	China	Sohshu Maru	Corpus Christi, Texas	3,586,553	
5/9/2021	Cheniere Marketing, LLC and Corpus Christi Liquefaction, LLC	Corpus Christi Liquefaction, LLC	2012-97-LNG	Long-Term	India	Gaslog Galveston	Corpus Christi, Texas	3,705,426	
5/11/2021	Cheniere Marketing, LLC and Corpus Christi Liquefaction, LLC	Corpus Christi Liquefaction, LLC	2012-97-LNG	Long-Term	China	Gaslog Saratoga	Corpus Christi, Texas	3,298,026	
5/12/2021	Cheniere Marketing, LLC and Corpus Christi Liquefaction, LLC	Corpus Christi Liquefaction, LLC	2012-97-LNG	Long-Term	Argentina	British Listener	Corpus Christi, Texas	2,199,574	[*]
5/12/2021	Cheniere Marketing, LLC and Corpus Christi Liquefaction, LLC	Corpus Christi Liquefaction, LLC	2012-97-LNG	Long-Term	Brazil	British Listener	Corpus Christi, Texas	1,033,309	[*]
5/13/2021	Cheniere Marketing, LLC and Corpus Christi Liquefaction, LLC	Corpus Christi Liquefaction, LLC	2012-97-LNG	Long-Term	Netherlands	Adriano Knutsen	Corpus Christi, Texas	3,291,116	

[S] **Spot** – a one-time transaction for near-term delivery of a specific quantity of LNG at a specific location. Prior to 2006, spot cargos could be included in either long-term or short-term authorized types.

[\*] **Split cargo** – a single shipment of LNG where portions of the cargo have different transactional characteristics. For instance, a single cargo can have more than one buyer, supplier, price, unloading port, loading port, or DOE authorization.

[C] **Commissioning cargo** – pre-commercial cargo loaded while export facility operations are still undergoing final testing and inspection. Commissioning cargos may occur multiple times for the same facility as individual LNG trains enter service.

[L] **Liquefaction fees** – liquefaction fees have been included in the cargo's price. Beginning with data for July 2019, all cargo prices include liquefaction fees, which include the full contract sales price under the relevant FOB LNG sale and purchase agreements. See Table 1(f) for a summary price per export facility per month.

Countries of destination are current as of publication date. Any updates to countries of destination reported will be published in the next scheduled *LNG Monthly*.

### VESSEL-BORNE EXPORTS OF DOMESTICALLY-PRODUCED LIQUEFIED NATURAL GAS (LNG)

Table 2a(iii)

Date of Departure	Name of Exporter	Supplier	Docket Number	Docket Term	Country of Destination	Name of Tanker	Departure Terminal	Volume (Mcf of Natural Gas)	Notes
5/15/2021	Cheniere Marketing, LLC and Corpus Christi Liquefaction, LLC	Corpus Christi Liquefaction, LLC	2012-97-LNG	Long-Term	Poland	Flex Endeavor	Corpus Christi, Texas	3,581,047	
5/18/2021	Cheniere Marketing, LLC and Corpus Christi Liquefaction, LLC	Corpus Christi Liquefaction, LLC	2012-97-LNG	Long-Term	China	Cool Explorer	Corpus Christi, Texas	3,425,505	
5/20/2021	Cheniere Marketing, LLC and Corpus Christi Liquefaction, LLC	Corpus Christi Liquefaction, LLC	2012-99-LNG	Long-Term	Chile	Rioja Knutsen	Corpus Christi, Texas	3,580,998	
5/21/2021	Cheniere Marketing, LLC and Corpus Christi Liquefaction, LLC	Corpus Christi Liquefaction, LLC	2012-97-LNG	Long-Term	Lithuania	Arctic Discoverer	Corpus Christi, Texas	3,048,803	
5/24/2021	Cheniere Marketing, LLC and Corpus Christi Liquefaction, LLC	Corpus Christi Liquefaction, LLC	2012-97-LNG	Long-Term	Brazil	Hoegh Gannet	Corpus Christi, Texas	3,286,322	
5/25/2021	Cheniere Marketing, LLC and Corpus Christi Liquefaction, LLC	Corpus Christi Liquefaction, LLC	2012-97-LNG	Long-Term	Netherlands	Traiano Knutsen	Corpus Christi, Texas	3,288,336	
5/28/2021	Cheniere Marketing, LLC and Corpus Christi Liquefaction, LLC	Corpus Christi Liquefaction, LLC	2012-97-LNG	Long-Term	Netherlands	BW Pavilion Vanda	Corpus Christi, Texas	3,451,619	
5/30/2021	Cheniere Marketing, LLC and Corpus Christi Liquefaction, LLC	Corpus Christi Liquefaction, LLC	2012-99-LNG	Long-Term	Chile	Gaslog Warsaw	Corpus Christi, Texas	3,712,402	
6/2/2021	Cheniere Marketing, LLC and Corpus Christi Liquefaction, LLC	Corpus Christi Liquefaction, LLC	2012-97-LNG	Long-Term	Brazil	Kinisis	Corpus Christi, Texas	3,327,357	
6/3/2021	Cheniere Marketing, LLC and Corpus Christi Liquefaction, LLC	Corpus Christi Liquefaction, LLC	2012-97-LNG	Long-Term	India	Flex Aurora	Corpus Christi, Texas	3,128,491	
6/4/2021	Cheniere Marketing, LLC and Corpus Christi Liquefaction, LLC	Corpus Christi Liquefaction, LLC	2012-97-LNG	Long-Term	Portugal	Cool Discoverer	Corpus Christi, Texas	3,702,626	
6/5/2021	Cheniere Marketing, LLC and Corpus Christi Liquefaction, LLC	Corpus Christi Liquefaction, LLC	2012-99-LNG	Long-Term	South Korea	Gaslog Santiago	Corpus Christi, Texas	3,303,981	
6/8/2021	Cheniere Marketing, LLC and Corpus Christi Liquefaction, LLC	Corpus Christi Liquefaction, LLC	2012-97-LNG	Long-Term	Poland	Energy Endeavour	Corpus Christi, Texas	3,688,732	
6/10/2021	Cheniere Marketing, LLC and Corpus Christi Liquefaction, LLC	Corpus Christi Liquefaction, LLC	2012-97-LNG	Long-Term	Brazil	Magellan Spirit	Corpus Christi, Texas	3,238,274	
6/12/2021	Cheniere Marketing, LLC and Corpus Christi Liquefaction, LLC	Corpus Christi Liquefaction, LLC	2012-97-LNG	Long-Term	Japan	Gaslog Wales	Corpus Christi, Texas	3,691,019	
6/14/2021	Cheniere Marketing, LLC and Corpus Christi Liquefaction, LLC	Corpus Christi Liquefaction, LLC	2012-97-LNG	Long-Term	Italy	Golar Penguin	Corpus Christi, Texas	3,425,006	
6/15/2021	Cheniere Marketing, LLC and Corpus Christi Liquefaction, LLC	Corpus Christi Liquefaction, LLC	2012-97-LNG	Long-Term	Spain	Adriano Knutsen	Corpus Christi, Texas	3,299,059	
6/17/2021	Cheniere Marketing, LLC and Corpus Christi Liquefaction, LLC	Corpus Christi Liquefaction, LLC	2012-97-LNG	Long-Term	China	BW Suez Everett	Corpus Christi, Texas	2,950,000	
6/18/2021	Cheniere Marketing, LLC and Corpus Christi Liquefaction, LLC	Corpus Christi Liquefaction, LLC	2012-97-LNG	Long-Term	India	Torben Spirit	Corpus Christi, Texas	3,288,415	
6/20/2021	Cheniere Marketing, LLC and Corpus Christi Liquefaction, LLC	Corpus Christi Liquefaction, LLC	2012-97-LNG	Long-Term	India	Flex Volunteer	Corpus Christi, Texas	3,497,618	
6/22/2021	Cheniere Marketing, LLC and Corpus Christi Liquefaction, LLC	Corpus Christi Liquefaction, LLC	2012-97-LNG	Long-Term	China	Traiano Knutsen	Corpus Christi, Texas	520,331	[*]
6/22/2021	Cheniere Marketing, LLC and Corpus Christi Liquefaction, LLC	Corpus Christi Liquefaction, LLC	2012-97-LNG	Long-Term	China	Traiano Knutsen	Corpus Christi, Texas	3,295,567	[*]
6/24/2021	Cheniere Marketing, LLC and Corpus Christi Liquefaction, LLC	Corpus Christi Liquefaction, LLC	2012-97-LNG	Long-Term	Spain	Flex Endeavor	Corpus Christi, Texas	3,697,371	
6/25/2021	Cheniere Marketing, LLC and Corpus Christi Liquefaction, LLC	Corpus Christi Liquefaction, LLC	2012-97-LNG	Long-Term	Taiwan	Methane Jane Elizabeth	Corpus Christi, Texas	3,097,262	
6/27/2021	Cheniere Marketing, LLC and Corpus Christi Liquefaction, LLC	Corpus Christi Liquefaction, LLC	2012-99-LNG	Long-Term	South Korea	Point Fortin	Corpus Christi, Texas	3,239,669	

[S] **Spot** – a one-time transaction for near-term delivery of a specific quantity of LNG at a specific location. Prior to 2006, spot cargos could be included in either long-term or short-term authorized types.

[\*] **Split cargo** – a single shipment of LNG where portions of the cargo have different transactional characteristics. For instance, a single cargo can have more than one buyer, supplier, price, unloading port, loading port, or DOE authorization.

[C] **Commissioning cargo** – pre-commercial cargo loaded while export facility operations are still undergoing final testing and inspection. Commissioning cargos may occur multiple times for the same facility as individual LNG trains enter service.

[L] **Liquefaction fees** – liquefaction fees have been included in the cargo's price. Beginning with data for July 2019, all cargo prices include liquefaction fees, which include the full contract sales price under the relevant FOB LNG sale and purchase agreements. See Table 1(f) for a summary price per export facility per month.

Countries of destination are current as of publication date. Any updates to countries of destination reported will be published in the next scheduled *LNG Monthly*.

### VESSEL-BORNE EXPORTS OF DOMESTICALLY-PRODUCED LIQUEFIED NATURAL GAS (LNG)

Table 2a(iii)

Date of Departure	Name of Exporter	Supplier	Docket Number	Docket Term	Country of Destination	Name of Tanker	Departure Terminal	Volume (Mcf of Natural Gas)	Notes
6/28/2021	Cheniere Marketing, LLC and Corpus Christi Liquefaction, LLC	Corpus Christi Liquefaction, LLC	2012-97-LNG	Long-Term	Poland	BW Pavilion Vanda	Corpus Christi, Texas	3,453,551	
6/30/2021	Cheniere Marketing, LLC and Corpus Christi Liquefaction, LLC	Corpus Christi Liquefaction, LLC	2012-97-LNG	Long-Term	Japan	Flex Ranger	Corpus Christi, Texas	391,595	
6/30/2021	Cheniere Marketing, LLC and Corpus Christi Liquefaction, LLC	Corpus Christi Liquefaction, LLC	2012-97-LNG	Long-Term	Japan	Flex Ranger	Corpus Christi, Texas	3,300,259	
7/3/2021	Cheniere Marketing, LLC and Corpus Christi Liquefaction, LLC	Corpus Christi Liquefaction, LLC	2012-97-LNG	Long-Term	Taiwan	Diamond Gas Crystal	Corpus Christi, Texas	348,163	[*]
7/3/2021	Cheniere Marketing, LLC and Corpus Christi Liquefaction, LLC	Corpus Christi Liquefaction, LLC	2012-97-LNG	Long-Term	Taiwan	Diamond Gas Crystal	Corpus Christi, Texas	3,308,263	[*]
7/4/2021	Cheniere Marketing, LLC and Corpus Christi Liquefaction, LLC	Corpus Christi Liquefaction, LLC	2012-97-LNG	Long-Term	China	Cool Discoverer	Corpus Christi, Texas	3,699,355	
7/6/2021	Cheniere Marketing, LLC and Corpus Christi Liquefaction, LLC	Corpus Christi Liquefaction, LLC	2012-99-LNG	Long-Term	Chile	Cool Racer	Corpus Christi, Texas	3,688,056	
7/7/2021	Cheniere Marketing, LLC and Corpus Christi Liquefaction, LLC	Corpus Christi Liquefaction, LLC	2012-97-LNG	Long-Term	China	Rioja Knutsen	Corpus Christi, Texas	3,284,249	
7/9/2021	Cheniere Marketing, LLC and Corpus Christi Liquefaction, LLC	Corpus Christi Liquefaction, LLC	2012-97-LNG	Long-Term	Argentina	Hoegh Esperanza	Corpus Christi, Texas	2,145,345	[*]
7/9/2021	Cheniere Marketing, LLC and Corpus Christi Liquefaction, LLC	Corpus Christi Liquefaction, LLC	2012-97-LNG	Long-Term	Brazil	Hoegh Esperanza	Corpus Christi, Texas	1,310,463	[*]
7/10/2021	Cheniere Marketing, LLC and Corpus Christi Liquefaction, LLC	Corpus Christi Liquefaction, LLC	2012-97-LNG	Long-Term	Portugal	Celsius Canberra	Corpus Christi, Texas	3,296,208	
7/12/2021	Cheniere Marketing, LLC and Corpus Christi Liquefaction, LLC	Corpus Christi Liquefaction, LLC	2012-97-LNG	Long-Term	Brazil	BW GDF Suez Boston	Corpus Christi, Texas	2,948,233	
7/14/2021	Cheniere Marketing, LLC and Corpus Christi Liquefaction, LLC	Corpus Christi Liquefaction, LLC	2012-97-LNG	Long-Term	Argentina	Kmarin Emerald	Corpus Christi, Texas	2,185,186	[*]
7/14/2021	Cheniere Marketing, LLC and Corpus Christi Liquefaction, LLC	Corpus Christi Liquefaction, LLC	2012-97-LNG	Long-Term	Brazil	Kmarin Emerald	Corpus Christi, Texas	1,033,810	[*]
7/16/2021	Cheniere Marketing, LLC and Corpus Christi Liquefaction, LLC	Corpus Christi Liquefaction, LLC	2012-97-LNG	Long-Term	Netherlands	Flex Vigilant	Corpus Christi, Texas	3,386,155	
7/17/2021	Cheniere Marketing, LLC and Corpus Christi Liquefaction, LLC	Corpus Christi Liquefaction, LLC	2012-97-LNG	Long-Term	Brazil	Adriano Knutsen	Corpus Christi, Texas	3,296,486	
7/18/2021	Cheniere Marketing, LLC and Corpus Christi Liquefaction, LLC	Corpus Christi Liquefaction, LLC	2012-97-LNG	Long-Term	Taiwan	Seri Ayu	Corpus Christi, Texas	2,964,392	
7/20/2021	Cheniere Marketing, LLC and Corpus Christi Liquefaction, LLC	Corpus Christi Liquefaction, LLC	2012-97-LNG	Long-Term	Japan	Maran Gas Andros	Corpus Christi, Texas	3,687,680	
7/22/2021	Cheniere Marketing, LLC and Corpus Christi Liquefaction, LLC	Corpus Christi Liquefaction, LLC	2012-97-LNG	Long-Term	Taiwan	Flex Endeavor	Corpus Christi, Texas	3,641,842	
7/24/2021	Cheniere Marketing, LLC and Corpus Christi Liquefaction, LLC	Corpus Christi Liquefaction, LLC	2012-97-LNG	Long-Term	Brazil	Gaslog Warsaw	Corpus Christi, Texas	3,297,762	
7/25/2021	Cheniere Marketing, LLC and Corpus Christi Liquefaction, LLC	Corpus Christi Liquefaction, LLC	2012-97-LNG	Long-Term	Croatia	Bonito LNG	Corpus Christi, Texas	3,298,911	
7/28/2021	Cheniere Marketing, LLC and Corpus Christi Liquefaction, LLC	Corpus Christi Liquefaction, LLC	2012-97-LNG	Long-Term	Taiwan	Neptune	Corpus Christi, Texas	3,103,060	
7/29/2021	Cheniere Marketing, LLC and Corpus Christi Liquefaction, LLC	Corpus Christi Liquefaction, LLC	2012-97-LNG	Long-Term	Brazil	Magellan Spirit	Corpus Christi, Texas	3,303,177	
7/31/2021	Cheniere Marketing, LLC and Corpus Christi Liquefaction, LLC	Corpus Christi Liquefaction, LLC	2012-97-LNG	Long-Term	Turkey	Flex Aurora	Corpus Christi, Texas	3,250,296	
8/1/2021	Cheniere Marketing, LLC and Corpus Christi Liquefaction, LLC	Corpus Christi Liquefaction, LLC	2012-99-LNG	Long-Term	South Korea	Gaslog Wellington	Corpus Christi, Texas	3,827,206	

[S] **Spot** – a one-time transaction for near-term delivery of a specific quantity of LNG at a specific location. Prior to 2006, spot cargos could be included in either long-term or short-term authorized types.

[\*] **Split cargo** – a single shipment of LNG where portions of the cargo have different transactional characteristics. For instance, a single cargo can have more than one buyer, supplier, price, unloading port, loading port, or DOE authorization.

[C] **Commissioning cargo** – pre-commercial cargo loaded while export facility operations are still undergoing final testing and inspection. Commissioning cargos may occur multiple times for the same facility as individual LNG trains enter service.

[L] **Liquefaction fees** – liquefaction fees have been included in the cargo's price. Beginning with data for July 2019, all cargo prices include liquefaction fees, which include the full contract sales price under the relevant FOB LNG sale and purchase agreements. See Table 1(f) for a summary price per export facility per month.

Countries of destination are current as of publication date. Any updates to countries of destination reported will be published in the next scheduled *LNG Monthly*.



### VESSEL-BORNE EXPORTS OF DOMESTICALLY-PRODUCED LIQUEFIED NATURAL GAS (LNG)

Table 2a(iii)

Date of Departure	Name of Exporter	Supplier	Docket Number	Docket Term	Country of Destination	Name of Tanker	Departure Terminal	Volume (Mcf of Natural Gas)	Notes
8/2/2021	Cheniere Marketing, LLC and Corpus Christi Liquefaction, LLC	Corpus Christi Liquefaction, LLC	2012-99-LNG	Long-Term	South Korea	Arwa Spirit	Corpus Christi, Texas	3,442,252	
8/4/2021	Cheniere Marketing, LLC and Corpus Christi Liquefaction, LLC	Corpus Christi Liquefaction, LLC	2012-97-LNG	Long-Term	Portugal	Iberica Knutsen	Corpus Christi, Texas	2,940,483	
8/6/2021	Cheniere Marketing, LLC and Corpus Christi Liquefaction, LLC	Corpus Christi Liquefaction, LLC	2012-97-LNG	Long-Term	Brazil	Hoegh Galleon	Corpus Christi, Texas	3,615,460	
8/7/2021	Cheniere Marketing, LLC and Corpus Christi Liquefaction, LLC	Corpus Christi Liquefaction, LLC	2012-97-LNG	Long-Term	China	Palu LNG	Corpus Christi, Texas	3,398,088	
8/9/2021	Cheniere Marketing, LLC and Corpus Christi Liquefaction, LLC	Corpus Christi Liquefaction, LLC	2012-97-LNG	Long-Term	Spain	BW Pavilion Vanda	Corpus Christi, Texas	3,452,011	
8/11/2021	Cheniere Marketing, LLC and Corpus Christi Liquefaction, LLC	Corpus Christi Liquefaction, LLC	2012-97-LNG	Long-Term	China	Gaslog Santiago	Corpus Christi, Texas	3,317,817	
8/12/2021	Cheniere Marketing, LLC and Corpus Christi Liquefaction, LLC	Corpus Christi Liquefaction, LLC	2012-97-LNG	Long-Term	France	Methane Heather Sally	Corpus Christi, Texas	3,126,192	
8/14/2021	Cheniere Marketing, LLC and Corpus Christi Liquefaction, LLC	Corpus Christi Liquefaction, LLC	2012-99-LNG	Long-Term	Chile	Gaslog Singapore	Corpus Christi, Texas	93,710	
8/14/2021	Cheniere Marketing, LLC and Corpus Christi Liquefaction, LLC	Corpus Christi Liquefaction, LLC	2012-99-LNG	Long-Term	Chile	Gaslog Singapore	Corpus Christi, Texas	3,233,570	
8/16/2021	Cheniere Marketing, LLC and Corpus Christi Liquefaction, LLC	Corpus Christi Liquefaction, LLC	2012-97-LNG	Long-Term	India	Aristidis I	Corpus Christi, Texas	3,490,388	
8/18/2021	Cheniere Marketing, LLC and Corpus Christi Liquefaction, LLC	Corpus Christi Liquefaction, LLC	2012-97-LNG	Long-Term	Brazil	Adriano Knutsen	Corpus Christi, Texas	3,295,040	
8/20/2021	Cheniere Marketing, LLC and Corpus Christi Liquefaction, LLC	Corpus Christi Liquefaction, LLC	2012-97-LNG	Long-Term	China	Castillo De Caldelas	Corpus Christi, Texas	3,473,502	
8/21/2021	Cheniere Marketing, LLC and Corpus Christi Liquefaction, LLC	Corpus Christi Liquefaction, LLC	2012-99-LNG	Long-Term	South Korea	Woodside Charles Allen	Corpus Christi, Texas	3,684,473	
8/22/2021	Cheniere Marketing, LLC and Corpus Christi Liquefaction, LLC	Corpus Christi Liquefaction, LLC	2012-97-LNG	Long-Term	Brazil	Elisa Larus	Corpus Christi, Texas	3,658,499	
8/24/2021	Cheniere Marketing, LLC and Corpus Christi Liquefaction, LLC	Corpus Christi Liquefaction, LLC	2012-97-LNG	Long-Term	Brazil	Gaslog Warsaw	Corpus Christi, Texas	3,296,609	
8/26/2021	Cheniere Marketing, LLC and Corpus Christi Liquefaction, LLC	Corpus Christi Liquefaction, LLC	2012-97-LNG	Long-Term	India	Arctic Lady	Corpus Christi, Texas	3,153,204	
8/29/2021	Cheniere Marketing, LLC and Corpus Christi Liquefaction, LLC	Corpus Christi Liquefaction, LLC	2012-99-LNG	Long-Term	South Korea	Hoegh Gallant	Corpus Christi, Texas	3,563,274	
8/30/2021	Cheniere Marketing, LLC and Corpus Christi Liquefaction, LLC	Corpus Christi Liquefaction, LLC	2012-97-LNG	Long-Term	Brazil	Celsius Charlotte	Corpus Christi, Texas	3,687,147	
9/1/2021	Cheniere Marketing, LLC and Corpus Christi Liquefaction, LLC	Corpus Christi Liquefaction, LLC	2012-97-LNG	Long-Term	Brazil	Traiano Knutsen	Corpus Christi, Texas	3,723,540	
9/2/2021	Cheniere Marketing, LLC and Corpus Christi Liquefaction, LLC	Corpus Christi Liquefaction, LLC	2012-97-LNG	Long-Term	Argentina	Bonito LNG	Corpus Christi, Texas	1,949,543	[*]
9/2/2021	Cheniere Marketing, LLC and Corpus Christi Liquefaction, LLC	Corpus Christi Liquefaction, LLC	2012-97-LNG	Long-Term	Brazil	Bonito LNG	Corpus Christi, Texas	1,327,829	[*]
9/3/2021	Cheniere Marketing, LLC and Corpus Christi Liquefaction, LLC	Corpus Christi Liquefaction, LLC	2012-97-LNG	Long-Term	Spain	Energy Atlantic	Corpus Christi, Texas	3,397,714	
9/6/2021	Cheniere Marketing, LLC and Corpus Christi Liquefaction, LLC	Corpus Christi Liquefaction, LLC	2012-97-LNG	Long-Term	Brazil	British Contributor	Corpus Christi, Texas	3,707,057	
9/7/2021	Cheniere Marketing, LLC and Corpus Christi Liquefaction, LLC	Corpus Christi Liquefaction, LLC	2012-97-LNG	Long-Term	Spain	Hoegh Galleon	Corpus Christi, Texas	2,911,794	
9/10/2021	Cheniere Marketing, LLC and Corpus Christi Liquefaction, LLC	Corpus Christi Liquefaction, LLC	2012-97-LNG	Long-Term	Brazil	Catalunya Spirit	Corpus Christi, Texas	2,949,342	

[S] **Spot** – a one-time transaction for near-term delivery of a specific quantity of LNG at a specific location. Prior to 2006, spot cargos could be included in either long-term or short-term authorized types.

[\*] **Split cargo** – a single shipment of LNG where portions of the cargo have different transactional characteristics. For instance, a single cargo can have more than one buyer, supplier, price, unloading port, loading port, or DOE authorization.

[C] **Commissioning cargo** – pre-commercial cargo loaded while export facility operations are still undergoing final testing and inspection. Commissioning cargos may occur multiple times for the same facility as individual LNG trains enter service.

[L] **Liquefaction fees** – liquefaction fees have been included in the cargo's price. Beginning with data for July 2019, all cargo prices include liquefaction fees, which include the full contract sales price under the relevant FOB LNG sale and purchase agreements. See Table 1(f) for a summary price per export facility per month.

Countries of destination are current as of publication date. Any updates to countries of destination reported will be published in the next scheduled *LNG Monthly*.

### VESSEL-BORNE EXPORTS OF DOMESTICALLY-PRODUCED LIQUEFIED NATURAL GAS (LNG)

Table 2a(iii)

Date of Departure	Name of Exporter	Supplier	Docket Number	Docket Term	Country of Destination	Name of Tanker	Departure Terminal	Volume (Mcf of Natural Gas)	Notes
9/11/2021	Cheniere Marketing, LLC and Corpus Christi Liquefaction, LLC	Corpus Christi Liquefaction, LLC	2012-99-LNG	Long-Term	South Korea	Hellas Diana	Corpus Christi, Texas	3,573,438	
9/12/2021	Cheniere Marketing, LLC and Corpus Christi Liquefaction, LLC	Corpus Christi Liquefaction, LLC	2012-97-LNG	Long-Term	Turkey	Methane Heather Sally	Corpus Christi, Texas	3,123,663	
9/14/2021	Cheniere Marketing, LLC and Corpus Christi Liquefaction, LLC	Corpus Christi Liquefaction, LLC	2012-99-LNG	Long-Term	South Korea	Adam LNG	Corpus Christi, Texas	3,308,454	
9/16/2021	Cheniere Marketing, LLC and Corpus Christi Liquefaction, LLC	Corpus Christi Liquefaction, LLC	2012-97-LNG	Long-Term	Brazil	BW Pavilion Aranda	Corpus Christi, Texas	3,531,487	
9/18/2021	Cheniere Marketing, LLC and Corpus Christi Liquefaction, LLC	Corpus Christi Liquefaction, LLC	2012-97-LNG	Long-Term	Spain	Adriano Knutsen	Corpus Christi, Texas	3,723,511	
9/19/2021	Cheniere Marketing, LLC and Corpus Christi Liquefaction, LLC	Corpus Christi Liquefaction, LLC	2012-97-LNG	Long-Term	Taiwan	Arctic Princess	Corpus Christi, Texas	3,003,600	
9/20/2021	Cheniere Marketing, LLC and Corpus Christi Liquefaction, LLC	Corpus Christi Liquefaction, LLC	2012-97-LNG	Long-Term	Brazil	Elisa Larus	Corpus Christi, Texas	3,643,081	
9/22/2021	Cheniere Marketing, LLC and Corpus Christi Liquefaction, LLC	Corpus Christi Liquefaction, LLC	2012-97-LNG	Long-Term	Spain	British Sponsor	Corpus Christi, Texas	620,012	[*]
9/22/2021	Cheniere Marketing, LLC and Corpus Christi Liquefaction, LLC	Corpus Christi Liquefaction, LLC	2012-97-LNG	Long-Term	Turkey	British Sponsor	Corpus Christi, Texas	2,907,850	[*]
9/23/2021	Cheniere Marketing, LLC and Corpus Christi Liquefaction, LLC	Corpus Christi Liquefaction, LLC	2012-97-LNG	Long-Term	Portugal	Cool Discoverer	Corpus Christi, Texas	3,695,885	
9/24/2021	Cheniere Marketing, LLC and Corpus Christi Liquefaction, LLC	Corpus Christi Liquefaction, LLC	2012-97-LNG	Long-Term	Spain	Gaslog Warsaw	Corpus Christi, Texas	3,297,548	
9/26/2021	Cheniere Marketing, LLC and Corpus Christi Liquefaction, LLC	Corpus Christi Liquefaction, LLC	2012-97-LNG	Long-Term	Brazil	Celsius Canberra	Corpus Christi, Texas	3,688,497	
9/28/2021	Cheniere Marketing, LLC and Corpus Christi Liquefaction, LLC	Corpus Christi Liquefaction, LLC	2012-97-LNG	Long-Term	India	Torben Spirit	Corpus Christi, Texas	3,051,309	[*]
9/28/2021	Cheniere Marketing, LLC and Corpus Christi Liquefaction, LLC	Corpus Christi Liquefaction, LLC	2012-97-LNG	Long-Term	Turkey	Torben Spirit	Corpus Christi, Texas	347,069	[*]
9/30/2021	Cheniere Marketing, LLC and Corpus Christi Liquefaction, LLC	Corpus Christi Liquefaction, LLC	2012-99-LNG	Long-Term	South Korea	Celsius Carolina	Corpus Christi, Texas	2,909,359	
<b>TOTAL Exports of LNG from Corpus Christi</b>								<b>519,919,268</b>	

[S] **Spot** – a one-time transaction for near-term delivery of a specific quantity of LNG at a specific location. Prior to 2006, spot cargos could be included in either long-term or short-term authorized types.

[\*] **Split cargo** – a single shipment of LNG where portions of the cargo have different transactional characteristics. For instance, a single cargo can have more than one buyer, supplier, price, unloading port, loading port, or DOE authorization.

[C] **Commissioning cargo** – pre-commercial cargo loaded while export facility operations are still undergoing final testing and inspection. Commissioning cargos may occur multiple times for the same facility as individual LNG trains enter service.

[L] **Liquefaction fees** – liquefaction fees have been included in the cargo's price. Beginning with data for July 2019, all cargo prices include liquefaction fees, which include the full contract sales price under the relevant FOB LNG sale and purchase agreements. See Table 1(f) for a summary price per export facility per month.

Countries of destination are current as of publication date. Any updates to countries of destination reported will be published in the next scheduled *LNG Monthly*.

### VESSEL-BORNE EXPORTS OF DOMESTICALLY-PRODUCED LIQUEFIED NATURAL GAS (LNG)

Table 2a(iv)

Date of Departure	Name of Exporter	Supplier	Docket Number	Docket Term	Country of Destination	Name of Tanker	Departure Terminal	Volume (Mcf of Natural Gas)	Notes
1/2/2021	Cameron LNG, LLC	Mitsui & Co. Energy Marketing	2011-162-LNG	Long-Term	Japan	Marvel Kite	Cameron, Louisiana	3,483,869	
1/4/2021	Cameron LNG, LLC	Various	2011-162-LNG	Long-Term	India	Wilpride	Cameron, Louisiana	3,287,297	
1/6/2021	Cameron LNG, LLC	Various	2011-162-LNG	Long-Term	Japan	Gaslog Seattle	Cameron, Louisiana	3,285,428	
1/8/2021	Cameron LNG, LLC	Mitsui & Co. Energy Marketing	2011-162-LNG	Long-Term	Brazil	Golar Ice	Cameron, Louisiana	3,375,952	
1/10/2021	Cameron LNG, LLC	Various	2011-162-LNG	Long-Term	Japan	Diamond Gas Sakura	Cameron, Louisiana	3,235,084	
1/11/2021	Cameron LNG, LLC	Mitsui & Co. Energy Marketing	2011-145-LNG	Long-Term	South Korea	Hoegh Gallant	Cameron, Louisiana	3,598,304	
1/14/2021	Cameron LNG, LLC	Various	2011-162-LNG	Long-Term	Brazil	Magellan Spirit	Cameron, Louisiana	3,122,014	
1/17/2021	Cameron LNG, LLC	Various	2011-162-LNG	Long-Term	China	Gaslog Skagen	Cameron, Louisiana	3,299,787	
1/18/2021	Cameron LNG, LLC	Various Suppliers	2011-145-LNG	Long-Term	Dominican Republic	LNG Unity	Cameron, Louisiana	2,327,400	
1/19/2021	Cameron LNG, LLC	Mitsui & Co. Energy Marketing	2011-162-LNG	Long-Term	Japan	Marvel Eagle	Cameron, Louisiana	3,303,114	
1/21/2021	Cameron LNG, LLC	Various	2011-162-LNG	Long-Term	Spain	BW Lilac	Cameron, Louisiana	3,659,693	
1/24/2021	Cameron LNG, LLC	Various Suppliers	2011-145-LNG	Long-Term	South Korea	BW GDF Suez Brussels	Cameron, Louisiana	3,423,851	
1/26/2021	Cameron LNG, LLC	Mitsui & Co. Energy Marketing	2011-145-LNG	Long-Term	South Korea	Marvel Heron	Cameron, Louisiana	3,561,524	
1/26/2021	Cameron LNG, LLC	Various	2011-162-LNG	Long-Term	Japan	Diamond Gas Rose	Cameron, Louisiana	3,503,608	
1/29/2021	Cameron LNG, LLC	Various	2011-162-LNG	Long-Term	Japan	Golar Seal	Cameron, Louisiana	3,398,202	
1/30/2021	Cameron LNG, LLC	Various	2011-162-LNG	Long-Term	Turkey	Methane Nile Eagle	Cameron, Louisiana	3,064,766	
1/31/2021	Cameron LNG, LLC	Various Suppliers	2011-145-LNG	Long-Term	Dominican Republic	LNG Unity	Cameron, Louisiana	2,329,760	
2/3/2021	Cameron LNG, LLC	Mitsui & Co. Energy Marketing	2011-145-LNG	Long-Term	South Korea	Stena Crystal Sky	Cameron, Louisiana	3,669,392	
2/4/2021	Cameron LNG, LLC	Various	2011-162-LNG	Long-Term	Japan	Asia Venture	Cameron, Louisiana	3,394,921	
2/5/2021	Cameron LNG, LLC	Various	2011-162-LNG	Long-Term	Turkey	Arctic Lady	Cameron, Louisiana	3,111,355	
2/8/2021	Cameron LNG, LLC	Mitsui & Co. Energy Marketing	2011-162-LNG	Long-Term	Turkey	Energy Atlantic	Cameron, Louisiana	3,377,398	
2/12/2021	Cameron LNG, LLC	Various	2011-162-LNG	Long-Term	Brazil	LNG Alliance	Cameron, Louisiana	3,283,576	
2/13/2021	Cameron LNG, LLC	Various	2011-162-LNG	Long-Term	India	Gaslog Salem	Cameron, Louisiana	3,260,263	
2/14/2021	Cameron LNG, LLC	Various Suppliers	2011-145-LNG	Long-Term	Dominican Republic	LNG Unity	Cameron, Louisiana	2,338,304	
2/21/2021	Cameron LNG, LLC	Mitsui & Co. Energy Marketing	2011-162-LNG	Long-Term	Spain	Traiano Knutsen	Cameron, Louisiana	3,732,995	
2/24/2021	Cameron LNG, LLC	Various	2011-162-LNG	Long-Term	Brazil	Magellan Spirit	Cameron, Louisiana	2,890,645	
2/25/2021	Cameron LNG, LLC	Various	2011-162-LNG	Long-Term	France	Flex Volunteer	Cameron, Louisiana	3,669,153	
2/26/2021	Cameron LNG, LLC	Mitsui & Co. Energy Marketing	2011-162-LNG	Long-Term	Japan	Marvel Crane	Cameron, Louisiana	3,756,015	
3/1/2021	Cameron LNG, LLC	Various	2011-162-LNG	Long-Term	Japan	Diamond Gas Orchid	Cameron, Louisiana	3,503,534	
3/5/2021	Cameron LNG, LLC	Various Suppliers	2011-145-LNG	Long-Term	Dominican Republic	LNG Unity	Cameron, Louisiana	2,343,411	
3/6/2021	Cameron LNG, LLC	Mitsui & Co. Energy Marketing	2011-162-LNG	Long-Term	Turkey	Qogir	Cameron, Louisiana	3,619,306	
3/7/2021	Cameron LNG, LLC	Various Suppliers	2011-145-LNG	Long-Term	Chile	BW Tulip	Cameron, Louisiana	3,629,500	
3/10/2021	Cameron LNG, LLC	Various	2011-162-LNG	Long-Term	Japan	Diamond Gas Sakura	Cameron, Louisiana	3,495,563	
3/12/2021	Cameron LNG, LLC	Various	2011-162-LNG	Long-Term	Netherlands	Gaslog Westminster	Cameron, Louisiana	3,277,157	
3/15/2021	Cameron LNG, LLC	Various	2011-162-LNG	Long-Term	Taiwan	SK Resolute	Cameron, Louisiana	3,754,449	
3/16/2021	Cameron LNG, LLC	Mitsui & Co. Energy Marketing	2011-145-LNG	Long-Term	South Korea	Marvel Kite	Cameron, Louisiana	3,671,934	
3/19/2021	Cameron LNG, LLC	Various	2011-162-LNG	Long-Term	India	Kmarin Emerald	Cameron, Louisiana	3,180,869	
3/20/2021	Cameron LNG, LLC	Various	2011-162-LNG	Long-Term	India	BW Lilac	Cameron, Louisiana	3,611,564	
3/21/2021	Cameron LNG, LLC	Various Suppliers	2011-145-LNG	Long-Term	Dominican Republic	LNG Unity	Cameron, Louisiana	2,340,924	
3/23/2021	Cameron LNG, LLC	Mitsui & Co. Energy Marketing	2011-162-LNG	Long-Term	Japan	Marvel Heron	Cameron, Louisiana	3,760,231	
3/25/2021	Cameron LNG, LLC	Various Suppliers	2011-145-LNG	Long-Term	Panama	LNG Alliance	Cameron, Louisiana	3,278,522	
3/27/2021	Cameron LNG, LLC	Mitsui & Co. Energy Marketing	2011-162-LNG	Long-Term	France	Marvel Eagle	Cameron, Louisiana	3,308,730	
3/29/2021	Cameron LNG, LLC	Various	2011-162-LNG	Long-Term	Netherlands	Golar Kelvin	Cameron, Louisiana	3,125,048	
4/1/2021	Cameron LNG, LLC	Mitsui & Co. Energy Marketing	2011-162-LNG	Long-Term	United Kingdom	Marvel Falcon	Cameron, Louisiana	3,693,603	
4/4/2021	Cameron LNG, LLC	Various	2011-162-LNG	Long-Term	China	Maran Gas Mystras	Cameron, Louisiana	3,279,108	

[S] Spot – a one-time transaction for near-term delivery of a specific quantity of LNG at a specific location. Prior to 2006, spot cargos could be included in either long-term or short-term authorized types.

[\*] Split cargo – a single shipment of LNG where portions of the cargo have different transactional characteristics. For instance, a single cargo can have more than one buyer, supplier, price, unloading port, loading port, or DOE authorization.

[C] Commissioning cargo – pre-commercial cargo loaded while export facility operations are still undergoing final testing and inspection. Commissioning cargos may occur multiple times for the same facility as individual LNG trains enter service.

[L] Liquefaction fees – liquefaction fees have been included in the cargo prices for all months. See Table 1(f) for a summary price per export facility per month.

Countries of destination are current as of publication date. Any updates to countries of destination reported will be published in the next scheduled LNG Monthly.

## VESSEL-BORNE EXPORTS OF DOMESTICALLY-PRODUCED LIQUEFIED NATURAL GAS (LNG)

Table 2a(iv)

Date of Departure	Name of Exporter	Supplier	Docket Number	Docket Term	Country of Destination	Name of Tanker	Departure Terminal	Volume (Mcf of Natural Gas)	Notes
4/6/2021	Cameron LNG, LLC	Various	2011-162-LNG	Long-Term	France	La Seine	Cameron, Louisiana	3,675,789	
4/7/2021	Cameron LNG, LLC	Mitsui & Co. Energy Marketing	2011-162-LNG	Long-Term	China	Marvel Hawk	Cameron, Louisiana	3,431,250	
4/9/2021	Cameron LNG, LLC	Various	2011-162-LNG	Long-Term	China	Diamond Gas Metropolis	Cameron, Louisiana	3,283,916	
4/11/2021	Cameron LNG, LLC	Various	2011-162-LNG	Long-Term	France	Qogir	Cameron, Louisiana	3,622,314	
4/13/2021	Cameron LNG, LLC	Mitsui & Co. Energy Marketing	2011-145-LNG	Long-Term	South Korea	Stena Crystal Sky	Cameron, Louisiana	3,603,352	
4/16/2021	Cameron LNG, LLC	Various	2011-162-LNG	Long-Term	India	Cool Racer	Cameron, Louisiana	3,147,603	
4/18/2021	Cameron LNG, LLC	Various Suppliers	2011-145-LNG	Long-Term	Chile	LNG Alliance	Cameron, Louisiana	3,269,143	
4/20/2021	Cameron LNG, LLC	Mitsui & Co. Energy Marketing	2011-145-LNG	Long-Term	Chile	Maran Gas Posidonia	Cameron, Louisiana	3,424,470	
4/22/2021	Cameron LNG, LLC	Various	2011-162-LNG	Long-Term	Taiwan	Gaslog Hong Kong	Cameron, Louisiana	3,678,201	
4/24/2021	Cameron LNG, LLC	Various	2011-162-LNG	Long-Term	China	Flex Ranger	Cameron, Louisiana	3,566,799	
4/25/2021	Cameron LNG, LLC	Mitsui & Co. Energy Marketing	2011-162-LNG	Long-Term	Japan	Marvel Eagle	Cameron, Louisiana	3,316,629	
4/27/2021	Cameron LNG, LLC	Various Suppliers	2011-145-LNG	Long-Term	Dominican Republic	LNG Unity	Cameron, Louisiana	2,353,120	
4/30/2021	Cameron LNG, LLC	Various	2011-162-LNG	Long-Term	Japan	Diamond Gas Rose	Cameron, Louisiana	3,517,943	
5/2/2021	Cameron LNG, LLC	Mitsui & Co. Energy Marketing	2011-162-LNG	Long-Term	Japan	Marvel Crane	Cameron, Louisiana	3,751,594	
5/3/2021	Cameron LNG, LLC	Various	2011-162-LNG	Long-Term	Japan	Diamond Gas Orchid	Cameron, Louisiana	3,492,527	
5/5/2021	Cameron LNG, LLC	Various	2011-162-LNG	Long-Term	Bangladesh	LNG Adventure	Cameron, Louisiana	3,654,576	
5/6/2021	Cameron LNG, LLC	Mitsui & Co. Energy Marketing	2011-162-LNG	Long-Term	India	Marvel Falcon	Cameron, Louisiana	3,660,689	
5/9/2021	Cameron LNG, LLC	Various	2011-162-LNG	Long-Term	United Kingdom	Diamond Gas Sakura	Cameron, Louisiana	3,488,158	
5/12/2021	Cameron LNG, LLC	Various Suppliers	2011-145-LNG	Long-Term	Dominican Republic	LNG Unity	Cameron, Louisiana	2,336,380	
5/12/2021	Cameron LNG, LLC	Various	2011-162-LNG	Long-Term	Croatia	Rias Baixas Knutsen	Cameron, Louisiana	3,363,998	
5/14/2021	Cameron LNG, LLC	Mitsui & Co. Energy Marketing	2011-162-LNG	Long-Term	Taiwan	Marvel Pelican	Cameron, Louisiana	3,316,269	
5/15/2021	Cameron LNG, LLC	Various	2011-162-LNG	Long-Term	France	BW Suez Everett	Cameron, Louisiana	1,488,550	
5/17/2021	Cameron LNG, LLC	Various	2011-162-LNG	Long-Term	China	Kita LNG	Cameron, Louisiana	2,851,331	
5/20/2021	Cameron LNG, LLC	Mitsui & Co. Energy Marketing	2011-162-LNG	Long-Term	Brazil	SCF La Perouse	Cameron, Louisiana	2,167,607	[*]
5/20/2021	Cameron LNG, LLC	Mitsui & Co. Energy Marketing	2011-162-LNG	Long-Term	India	SCF La Perouse	Cameron, Louisiana	1,496,480	[*]
5/21/2021	Cameron LNG, LLC	Various	2011-162-LNG	Long-Term	Netherlands	BW Lilac	Cameron, Louisiana	3,559,691	
5/24/2021	Cameron LNG, LLC	Various	2011-162-LNG	Long-Term	India	Ibri LNG	Cameron, Louisiana	3,050,599	
5/25/2021	Cameron LNG, LLC	Various Suppliers	2011-145-LNG	Long-Term	Panama	LNG Unity	Cameron, Louisiana	2,341,301	
5/27/2021	Cameron LNG, LLC	Mitsui & Co. Energy Marketing	2011-162-LNG	Long-Term	Japan	Marvel Swan	Cameron, Louisiana	3,558,021	
5/28/2021	Cameron LNG, LLC	Various Suppliers	2011-145-LNG	Long-Term	Singapore	Methane Nile Eagle	Cameron, Louisiana	3,089,270	
5/30/2021	Cameron LNG, LLC	Various	2011-162-LNG	Long-Term	Belgium	SK Audace	Cameron, Louisiana	2,100,143	
6/1/2021	Cameron LNG, LLC	Mitsui & Co. Energy Marketing	2011-162-LNG	Long-Term	Japan	Marvel Kite	Cameron, Louisiana	3,482,027	
6/4/2021	Cameron LNG, LLC	Various	2011-162-LNG	Long-Term	Brazil	Neo Energy	Cameron, Louisiana	1,487,018	[*]
6/4/2021	Cameron LNG, LLC	Various	2011-162-LNG	Long-Term	Brazil	Neo Energy	Cameron, Louisiana	1,508,831	[*]
6/5/2021	Cameron LNG, LLC	Various	2011-162-LNG	Long-Term	India	BW GDF Suez Brussels	Cameron, Louisiana	3,403,561	
6/9/2021	Cameron LNG, LLC	Various Suppliers	2011-145-LNG	Long-Term	Dominican Republic	LNG Unity	Cameron, Louisiana	2,332,274	
6/11/2021	Cameron LNG, LLC	Various	2011-162-LNG	Long-Term	Japan	Diamond Gas Sakura	Cameron, Louisiana	3,500,169	
6/14/2021	Cameron LNG, LLC	Mitsui & Co. Energy Marketing	2011-162-LNG	Long-Term	China	Maran Gas Posidonia	Cameron, Louisiana	3,409,149	
6/16/2021	Cameron LNG, LLC	Mitsui & Co. Energy Marketing	2011-162-LNG	Long-Term	Japan	Marvel Heron	Cameron, Louisiana	3,760,552	
6/18/2021	Cameron LNG, LLC	Various	2011-162-LNG	Long-Term	China	BW Lilac	Cameron, Louisiana	3,524,715	
6/23/2021	Cameron LNG, LLC	Various Suppliers	2011-145-LNG	Long-Term	Dominican Republic	LNG Unity	Cameron, Louisiana	2,337,401	
6/24/2021	Cameron LNG, LLC	Mitsui & Co. Energy Marketing	2011-145-LNG	Long-Term	South Korea	Marvel Hawk	Cameron, Louisiana	3,658,685	
6/25/2021	Cameron LNG, LLC	Various	2011-162-LNG	Long-Term	India	Maran Gas Efessos	Cameron, Louisiana	3,184,708	
6/29/2021	Cameron LNG, LLC	Various	2011-162-LNG	Long-Term	Japan	Maran Gas Apollonia	Cameron, Louisiana	3,427,437	
7/1/2021	Cameron LNG, LLC	Mitsui & Co. Energy Marketing	2011-162-LNG	Long-Term	China	Marvel Crane	Cameron, Louisiana	3,745,949	

[S] Spot – a one-time transaction for near-term delivery of a specific quantity of LNG at a specific location. Prior to 2006, spot cargos could be included in either long-term or short-term authorized types.

[\*] Split cargo – a single shipment of LNG where portions of the cargo have different transactional characteristics. For instance, a single cargo can have more than one buyer, supplier, price, unloading port, loading port, or DOE authorization.

[C] Commissioning cargo – pre-commercial cargo loaded while export facility operations are still undergoing final testing and inspection. Commissioning cargos may occur multiple times for the same facility as individual LNG trains enter service.

[L] Liquefaction fees – liquefaction fees have been included in the cargo prices for all months. See Table 1(f) for a summary price per export facility per month.

Countries of destination are current as of publication date. Any updates to countries of destination reported will be published in the next scheduled LNG Monthly.

## VESSEL-BORNE EXPORTS OF DOMESTICALLY-PRODUCED LIQUEFIED NATURAL GAS (LNG)

Table 2a(iv)

Date of Departure	Name of Exporter	Supplier	Docket Number	Docket Term	Country of Destination	Name of Tanker	Departure Terminal	Volume (Mcf of Natural Gas)	Notes
7/4/2021	Cameron LNG, LLC	Various Suppliers	2011-145-LNG	Long-Term	South Korea	Stena Clear Sky	Cameron, Louisiana	3,663,092	
7/5/2021	Cameron LNG, LLC	Mitsui & Co. Energy Marketing	2011-162-LNG	Long-Term	Japan	Marvel Falcon	Cameron, Louisiana	3,642,052	
7/7/2021	Cameron LNG, LLC	Various	2011-162-LNG	Long-Term	Brazil	Golar Crystal	Cameron, Louisiana	3,261,566	
7/9/2021	Cameron LNG, LLC	Various	2011-162-LNG	Long-Term	India	Arctic Voyager	Cameron, Louisiana	3,032,452	
7/11/2021	Cameron LNG, LLC	Mitsui & Co. Energy Marketing	2011-162-LNG	Long-Term	Taiwan	Qogir	Cameron, Louisiana	3,667,892	
7/14/2021	Cameron LNG, LLC	Various Suppliers	2011-145-LNG	Long-Term	South Korea	Gaslog Sydney	Cameron, Louisiana	3,280,890	
7/16/2021	Cameron LNG, LLC	Various	2011-162-LNG	Long-Term	Japan	Diamond Gas Orchid	Cameron, Louisiana	3,486,020	
7/18/2021	Cameron LNG, LLC	Various Suppliers	2011-145-LNG	Long-Term	Dominican Republic	LNG Unity	Cameron, Louisiana	1,806,254	
7/21/2021	Cameron LNG, LLC	Mitsui & Co. Energy Marketing	2011-162-LNG	Long-Term	Japan	Marvel Pelican	Cameron, Louisiana	3,311,690	
7/22/2021	Cameron LNG, LLC	Various	2011-162-LNG	Long-Term	India	Solaris	Cameron, Louisiana	3,145,940	
7/23/2021	Cameron LNG, LLC	Various	2011-162-LNG	Long-Term	India	Kita LNG	Cameron, Louisiana	3,124,468	
7/25/2021	Cameron LNG, LLC	Various	2011-162-LNG	Long-Term	Pakistan	Meridian Spirit	Cameron, Louisiana	3,425,456	
7/29/2021	Cameron LNG, LLC	Mitsui & Co. Energy Marketing	2011-162-LNG	Long-Term	China	Marvel Eagle	Cameron, Louisiana	3,325,348	
7/29/2021	Cameron LNG, LLC	Various	2011-162-LNG	Long-Term	Turkey	LNG Unity	Cameron, Louisiana	2,340,438	
7/31/2021	Cameron LNG, LLC	Various	2011-162-LNG	Long-Term	Argentina	Sean Spirit	Cameron, Louisiana	2,220,095	[*]
7/31/2021	Cameron LNG, LLC	Various	2011-162-LNG	Long-Term	Brazil	Sean Spirit	Cameron, Louisiana	1,294,026	[*]
8/2/2021	Cameron LNG, LLC	Various	2011-162-LNG	Long-Term	China	Minerva Limnos	Cameron, Louisiana	3,140,304	
8/7/2021	Cameron LNG, LLC	Various	2011-162-LNG	Long-Term	Spain	Methane Nile Eagle	Cameron, Louisiana	2,978,566	
8/9/2021	Cameron LNG, LLC	Various Suppliers	2011-145-LNG	Long-Term	South Korea	Diamond Gas Sakura	Cameron, Louisiana	3,372,463	
8/11/2021	Cameron LNG, LLC	Mitsui & Co. Energy Marketing	2011-162-LNG	Long-Term	Japan	Marvel Kite	Cameron, Louisiana	3,531,509	
8/13/2021	Cameron LNG, LLC	Various	2011-162-LNG	Long-Term	Kuwait	Gaslog Seattle	Cameron, Louisiana	3,297,680	
8/14/2021	Cameron LNG, LLC	Various Suppliers	2011-145-LNG	Long-Term	Dominican Republic	Arctic Lady	Cameron, Louisiana	1,054,044	
8/17/2021	Cameron LNG, LLC	Various	2011-162-LNG	Long-Term	Japan	Diamond Gas Rose	Cameron, Louisiana	3,500,573	
8/19/2021	Cameron LNG, LLC	Various	2011-162-LNG	Long-Term	Japan	LNG Mars	Cameron, Louisiana	2,732,939	
8/21/2021	Cameron LNG, LLC	Mitsui & Co. Energy Marketing	2011-162-LNG	Long-Term	Italy	Maran Gas Posidonia	Cameron, Louisiana	3,400,773	
8/23/2021	Cameron LNG, LLC	Mitsui & Co. Energy Marketing	2011-162-LNG	Long-Term	China	Marvel Heron	Cameron, Louisiana	3,749,129	
8/25/2021	Cameron LNG, LLC	Various	2011-162-LNG	Long-Term	Netherlands	BW Lilac	Cameron, Louisiana	3,671,132	
8/27/2021	Cameron LNG, LLC	Mitsui & Co. Energy Marketing	2011-162-LNG	Long-Term	South Korea	Marvel Hawk	Cameron, Louisiana	3,660,945	
8/28/2021	Cameron LNG, LLC	Various Suppliers	2011-145-LNG	Long-Term	Dominican Republic	La Seine	Cameron, Louisiana	2,963,455	[*]
8/28/2021	Cameron LNG, LLC	Various	2011-162-LNG	Long-Term	France	La Seine	Cameron, Louisiana	679,682	[*]
9/1/2021	Cameron LNG, LLC	Various	2011-162-LNG	Long-Term	India	Maran Gas Efessos	Cameron, Louisiana	3,149,414	
9/2/2021	Cameron LNG, LLC	Various	2011-162-LNG	Long-Term	China	SK Audace	Cameron, Louisiana	3,227,780	[*]
9/2/2021	Cameron LNG, LLC	Various	2011-162-LNG	Long-Term	Indonesia	SK Audace	Cameron, Louisiana	560,805	[*]
9/4/2021	Cameron LNG, LLC	Mitsui & Co. Energy Marketing	2011-145-LNG	Long-Term	South Korea	Golar Frost	Cameron, Louisiana	3,381,895	
9/7/2021	Cameron LNG, LLC	Various	2011-162-LNG	Long-Term	France	Gaslog Hong Kong	Cameron, Louisiana	3,684,362	
9/8/2021	Cameron LNG, LLC	Various	2011-162-LNG	Long-Term	Kuwait	Golar Seal	Cameron, Louisiana	3,367,073	
9/10/2021	Cameron LNG, LLC	Various	2011-162-LNG	Long-Term	China	MOL Hestia	Cameron, Louisiana	3,674,115	
9/13/2021	Cameron LNG, LLC	Mitsui & Co. Energy Marketing	2011-162-LNG	Long-Term	China	Marvel Falcon	Cameron, Louisiana	3,668,867	
9/17/2021	Cameron LNG, LLC	Various	2011-162-LNG	Long-Term	Netherlands	Methane Nile Eagle	Cameron, Louisiana	3,038,312	
9/18/2021	Cameron LNG, LLC	Mitsui & Co. Energy Marketing	2011-162-LNG	Long-Term	Kuwait	Stena Crystal Sky	Cameron, Louisiana	3,686,176	
9/20/2021	Cameron LNG, LLC	Various	2011-162-LNG	Long-Term	Brazil	Stena Clear Sky	Cameron, Louisiana	3,665,518	
9/22/2021	Cameron LNG, LLC	Various	2011-162-LNG	Long-Term	Japan	Diamond Gas Orchid	Cameron, Louisiana	3,492,124	
9/24/2021	Cameron LNG, LLC	Mitsui & Co. Energy Marketing	2011-162-LNG	Long-Term	China	Marvel Crane	Cameron, Louisiana	3,771,479	
9/25/2021	Cameron LNG, LLC	Various Suppliers	2011-145-LNG	Long-Term	Chile	Point Fortin	Cameron, Louisiana	1,393,667	[*]
9/25/2021	Cameron LNG, LLC	Various	2011-162-LNG	Long-Term	Brazil	Point Fortin	Cameron, Louisiana	1,879,264	[*]

[S] Spot – a one-time transaction for near-term delivery of a specific quantity of LNG at a specific location. Prior to 2006, spot cargos could be included in either long-term or short-term authorized types.

[\*] Split cargo – a single shipment of LNG where portions of the cargo have different transactional characteristics. For instance, a single cargo can have more than one buyer, supplier, price, unloading port, loading port, or DOE authorization.

[C] Commissioning cargo – pre-commercial cargo loaded while export facility operations are still undergoing final testing and inspection. Commissioning cargos may occur multiple times for the same facility as individual LNG trains enter service.

[L] Liquefaction fees – liquefaction fees have been included in the cargo prices for all months. See Table 1(f) for a summary price per export facility per month.

Countries of destination are current as of publication date. Any updates to countries of destination reported will be published in the next scheduled LNG Monthly.

### VESSEL-BORNE EXPORTS OF DOMESTICALLY-PRODUCED LIQUEFIED NATURAL GAS (LNG)

Table 2a(iv)

Date of Departure	Name of Exporter	Supplier	Docket Number	Docket Term	Country of Destination	Name of Tanker	Departure Terminal	Volume (Mcf of Natural Gas)	Notes
9/27/2021	Cameron LNG, LLC	Various	2011-162-LNG	Long-Term	Spain	BW Lilac	Cameron, Louisiana	3,496,939	
9/30/2021	Cameron LNG, LLC	Mitsui & Co. Energy Marketing	2011-162-LNG	Long-Term	China	La Seine	Cameron, Louisiana	3,113,406	[*]
9/30/2021	Cameron LNG, LLC	Mitsui & Co. Energy Marketing	2011-162-LNG	Long-Term	Indonesia	La Seine	Cameron, Louisiana	556,805	[*]
<b>TOTAL Exports of LNG from Cameron</b>								<b>430,606,186</b>	

[S] **Spot** – a one-time transaction for near-term delivery of a specific quantity of LNG at a specific location. Prior to 2006, spot cargos could be included in either long-term or short-term authorized types.

[\*] **Split cargo** – a single shipment of LNG where portions of the cargo have different transactional characteristics. For instance, a single cargo can have more than one buyer, supplier, price, unloading port, loading port, or DOE authorization.

[C] **Commissioning cargo** – pre-commercial cargo loaded while export facility operations are still undergoing final testing and inspection. Commissioning cargos may occur multiple times for the same facility as individual LNG trains enter service.

[L] **Liquefaction fees** – liquefaction fees have been included in the cargo prices for all months. See Table 1(f) for a summary price per export facility per month.

Countries of destination are current as of publication date. Any updates to countries of destination reported will be published in the next scheduled *LNG Monthly*.

**VESSEL-BORNE EXPORTS OF DOMESTICALLY-PRODUCED LIQUEFIED NATURAL GAS (LNG)**

Table 2a(v)

Date of Departure	Name of Exporter	Supplier	Docket Number	Docket Term	Country of Destination	Name of Tanker	Departure Terminal	Volume (Mcf of Natural Gas)	Notes
1/2/2021	Freeport LNG Expansion, L.P.	Freeport LNG Expansion, L.P. and FLNG Liquefaction, LLC	2010-161-LNG	Long-Term	Japan	Arctic Aurora	Freeport, Texas	3,307,098	
1/3/2021	Freeport LNG Expansion, L.P.	Freeport LNG Expansion, L.P. and FLNG Liquefaction, LLC	2010-160-LNG	Long-Term	Dominican Republic	BW Magnolia	Freeport, Texas	2,238,182	[*]
1/3/2021	Freeport LNG Expansion, L.P.	Freeport LNG Expansion, L.P. and FLNG Liquefaction, LLC	2010-161-LNG	Long-Term	Jamaica	BW Magnolia	Freeport, Texas	782,217	[*]
1/4/2021	Freeport LNG Expansion, L.P.	Freeport LNG Expansion, L.P. and FLNG Liquefaction, LLC	2010-160-LNG	Long-Term	South Korea	Barcelona Knutsen	Freeport, Texas	3,654,982	
1/5/2021	Freeport LNG Expansion, L.P.	Freeport LNG Expansion, L.P. and FLNG Liquefaction, LLC	2010-161-LNG	Long-Term	Japan	Gaslog Windsor	Freeport, Texas	3,845,420	
1/6/2021	Freeport LNG Expansion, L.P.	Freeport LNG Expansion, L.P. and FLNG Liquefaction, LLC	2010-161-LNG	Long-Term	Taiwan	Kinisis	Freeport, Texas	3,696,635	
1/9/2021	Freeport LNG Expansion, L.P.	Freeport LNG Expansion, L.P. and FLNG Liquefaction, LLC	2010-161-LNG	Long-Term	Japan	LNG Juno	Freeport, Texas	3,873,512	
1/11/2021	Freeport LNG Expansion, L.P.	Freeport LNG Expansion, L.P. and FLNG Liquefaction, LLC	2010-161-LNG	Long-Term	China	Gaslog Hong Kong	Freeport, Texas	3,539,319	
1/15/2021	Freeport LNG Expansion, L.P.	Freeport LNG Expansion, L.P. and FLNG Liquefaction, LLC	2010-161-LNG	Long-Term	United Kingdom	BW Magnolia	Freeport, Texas	3,703,125	
1/16/2021	Freeport LNG Expansion, L.P.	Freeport LNG Expansion, L.P. and FLNG Liquefaction, LLC	2010-161-LNG	Long-Term	Japan	Sohshu Maru	Freeport, Texas	3,681,088	
1/19/2021	Freeport LNG Expansion, L.P.	Freeport LNG Expansion, L.P. and FLNG Liquefaction, LLC	2010-161-LNG	Long-Term	Japan	British Mentor	Freeport, Texas	3,696,892	
1/20/2021	Freeport LNG Expansion, L.P.	FLEX	2011-161-LNG	Long-Term	China	Maran Gas Vergina	Freeport, Texas	3,707,349	
1/23/2021	Freeport LNG Expansion, L.P.	Freeport LNG Expansion, L.P. and FLNG Liquefaction, LLC	2010-161-LNG	Long-Term	Turkey	LNG Abalamabie	Freeport, Texas	3,518,159	
1/25/2021	Freeport LNG Expansion, L.P., et al.	FLEX	2016-108-LNG	Long-Term	India	Golar Celsius	Freeport, Texas	3,422,049	
1/26/2021	Freeport LNG Expansion, L.P., et al.	FLEX	2016-108-LNG	Long-Term	Bangladesh	Arctic Princess	Freeport, Texas	3,147,735	
1/27/2021	Freeport LNG Expansion, L.P.	Freeport LNG Expansion, L.P. and FLNG Liquefaction, LLC	2010-161-LNG	Long-Term	Japan	Shinshu Maru	Freeport, Texas	3,764,517	
1/28/2021	Freeport LNG Expansion, L.P.	Freeport LNG Expansion, L.P. and FLNG Liquefaction, LLC	2010-161-LNG	Long-Term	United Kingdom	British Achiever	Freeport, Texas	3,695,381	
1/31/2021	Freeport LNG Expansion, L.P.	Freeport LNG Expansion, L.P. and FLNG Liquefaction, LLC	2010-161-LNG	Long-Term	Turkey	SK Resolute	Freeport, Texas	3,829,037	
2/2/2021	Freeport LNG Expansion, L.P., et al.	FLEX	2016-108-LNG	Long-Term	Lithuania	Cool Runner	Freeport, Texas	3,430,428	
2/5/2021	Freeport LNG Expansion, L.P., et al.	FLEX	2016-108-LNG	Long-Term	Turkey	British Sapphire	Freeport, Texas	3,318,380	
2/6/2021	Freeport LNG Expansion, L.P.	Freeport LNG Expansion, L.P. and FLNG Liquefaction, LLC	2010-160-LNG	Long-Term	South Korea	Prism Brilliance	Freeport, Texas	3,811,757	
2/7/2021	Freeport LNG Expansion, L.P., et al.	FLEX	2016-108-LNG	Long-Term	France	Gaslog Wales	Freeport, Texas	3,826,677	
2/8/2021	Freeport LNG Expansion, L.P., et al.	FLEX	2016-108-LNG	Long-Term	Japan	Diamond Gas Metropolis	Freeport, Texas	3,649,717	
2/12/2021	Freeport LNG Expansion, L.P., et al.	FLEX	2016-108-LNG	Long-Term	Turkey	British Contributor	Freeport, Texas	3,702,651	
2/17/2021	Freeport LNG Expansion, L.P.	Freeport LNG Expansion, L.P. and FLNG Liquefaction, LLC	2010-160-LNG	Long-Term	Mexico	Seri Balhaf	Freeport, Texas	3,367,350	[S]
2/17/2021	Freeport LNG Expansion, L.P., et al.	FLEX	2016-108-LNG	Long-Term	United Kingdom	Maran Gas Troy	Freeport, Texas	2,686,128	
2/28/2021	Freeport LNG Expansion, L.P., et al.	FLEX	2016-108-LNG	Long-Term	Netherlands	LNG Rosenrot	Freeport, Texas	2,677,826	
3/1/2021	Freeport LNG Expansion, L.P.	Freeport LNG Expansion, L.P. and FLNG Liquefaction, LLC	2010-160-LNG	Long-Term	Dominican Republic	British Sponsor	Freeport, Texas	414,987	[*]
3/1/2021	Freeport LNG Expansion, L.P., et al.	FLEX	2016-108-LNG	Long-Term	Israel	British Sponsor	Freeport, Texas	2,826,244	[*]
3/3/2021	Freeport LNG Expansion, L.P., et al.	FLEX	2016-108-LNG	Long-Term	China	Bahrain Spirit	Freeport, Texas	3,713,868	
3/4/2021	Freeport LNG Expansion, L.P., et al.	FLEX	2016-108-LNG	Long-Term	Japan	Flex Rainbow	Freeport, Texas	2,200,458	
3/8/2021	Freeport LNG Expansion, L.P., et al.	FLEX	2016-108-LNG	Long-Term	Croatia	Patris	Freeport, Texas	3,688,973	
3/9/2021	Freeport LNG Expansion, L.P., et al.	FLEX	2016-108-LNG	Long-Term	Greece	Hoegh Gannet	Freeport, Texas	3,319,244	
3/11/2021	Freeport LNG Expansion, L.P., et al.	FLEX	2016-108-LNG	Long-Term	Japan	Sean Spirit	Freeport, Texas	3,690,273	
3/12/2021	Freeport LNG Expansion, L.P., et al.	FLEX	2016-108-LNG	Long-Term	Italy	Gaslog Wales	Freeport, Texas	3,834,834	
3/14/2021	Freeport LNG Expansion, L.P., et al.	FLEX	2016-108-LNG	Long-Term	Spain	LNG Schneeweisschen	Freeport, Texas	3,832,002	
3/16/2021	Freeport LNG Expansion, L.P., et al.	FLEX	2016-108-LNG	Long-Term	Japan	LNG Juno	Freeport, Texas	3,878,065	
3/18/2021	Freeport LNG Expansion, L.P., et al.	FLEX	2016-108-LNG	Long-Term	Croatia	British Contributor	Freeport, Texas	3,678,329	
3/20/2021	Freeport LNG Expansion, L.P.	Freeport LNG Expansion, L.P. and FLNG Liquefaction, LLC	2010-160-LNG	Long-Term	South Korea	Barcelona Knutsen	Freeport, Texas	3,468,843	
3/23/2021	Freeport LNG Expansion, L.P. and FLNG Liquefaction, LLC	FLEX	2011-161-LNG	Long-Term	France	Gaslog Hong Kong	Freeport, Texas	3,637,061	

[S] Spot – a one-time transaction for near-term delivery of a specific quantity of LNG at a specific location. Prior to 2006, spot cargos could be included in either long-term or short-term authorized types.  
 [\*] Split cargo – a single shipment of LNG where portions of the cargo have different transactional characteristics. For instance, a single cargo can have more than one buyer, supplier, price, unloading port, loading port, or DOE authorization.  
 [C] Commissioning cargo – pre-commercial cargo loaded while export facility operations are still undergoing final testing and inspection. Commissioning cargos may occur multiple times for the same facility as individual LNG trains enter service.  
 [L] Liquefaction fees – liquefaction fees have been included in the cargo prices for all months. See Table 1(f) for a summary price per export facility per month.  
 Countries of destination are current as of publication date. Any updates to countries of destination reported will be published in the next scheduled *LNG Monthly*.

**VESSEL-BORNE EXPORTS OF DOMESTICALLY-PRODUCED LIQUEFIED NATURAL GAS (LNG)**

Table 2a(v)

Date of Departure	Name of Exporter	Supplier	Docket Number	Docket Term	Country of Destination	Name of Tanker	Departure Terminal	Volume (Mcf of Natural Gas)	Notes
3/24/2021	Freeport LNG Expansion, L.P. and FLNG Liquefaction, LLC	FLEX	2011-161-LNG	Long-Term	Brazil	Aristidis I	Freeport, Texas	3,665,539	
3/26/2021	Freeport LNG Expansion, L.P. and FLNG Liquefaction, LLC	FLEX	2011-161-LNG	Long-Term	China	Bushu Maru	Freeport, Texas	3,835,665	
3/28/2021	Freeport LNG Expansion, L.P. and FLNG Liquefaction, LLC	FLEX	2011-161-LNG	Long-Term	China	BW Pavilion Leeara	Freeport, Texas	3,451,086	
3/28/2021	Freeport LNG Expansion, L.P. and FLNG Liquefaction, LLC	FLEX	2011-161-LNG	Long-Term	Pakistan	Golar Celsius	Freeport, Texas	3,420,877	
3/30/2021	Freeport LNG Expansion, L.P. and FLNG Liquefaction, LLC	FLEX	2011-161-LNG	Long-Term	China	Golar Bear	Freeport, Texas	3,427,735	
3/31/2021	Freeport LNG Expansion, L.P. and FLNG Liquefaction, LLC	FLEX	2011-161-LNG	Long-Term	France	SK Audace	Freeport, Texas	3,640,568	
4/3/2021	Freeport LNG Expansion, L.P. and FLNG Liquefaction, LLC	Freeport LNG Expansion, L.P. and FLNG Liquefaction, LLC	2010-161-LNG	Long-Term	Japan	British Achiever	Freeport, Texas	3,704,718	
4/4/2021	Freeport LNG Expansion, L.P. and FLNG Liquefaction, LLC	Freeport LNG Expansion, L.P. and FLNG Liquefaction, LLC	2010-161-LNG	Long-Term	Israel	British Partner	Freeport, Texas	3,225,054	[S]
4/6/2021	Freeport LNG Expansion, L.P. and FLNG Liquefaction, LLC	Freeport LNG Expansion, L.P. and FLNG Liquefaction, LLC	2010-161-LNG	Long-Term	Japan	BW Magnolia	Freeport, Texas	3,703,020	
4/8/2021	Freeport LNG Expansion, L.P. and FLNG Liquefaction, LLC	Freeport LNG Expansion, L.P. and FLNG Liquefaction, LLC	2010-161-LNG	Long-Term	France	Elisa Larus	Freeport, Texas	3,664,203	
4/9/2021	Freeport LNG Expansion, L.P. and FLNG Liquefaction, LLC	Freeport LNG Expansion, L.P. and FLNG Liquefaction, LLC	2010-161-LNG	Long-Term	China	Point Fortin	Freeport, Texas	3,311,110	
4/11/2021	Freeport LNG Expansion, L.P.	Freeport LNG Expansion, L.P. and FLNG Liquefaction, LLC	2010-160-LNG	Long-Term	South Korea	LNG Schneeweisschen	Freeport, Texas	3,800,970	
4/12/2021	Freeport LNG Expansion, L.P.	Freeport LNG Expansion, L.P. and FLNG Liquefaction, LLC	2010-160-LNG	Long-Term	Colombia	British Sapphire	Freeport, Texas	891,903	[*]
4/12/2021	Freeport LNG Expansion, L.P. and FLNG Liquefaction, LLC	Freeport LNG Expansion, L.P. and FLNG Liquefaction, LLC	2010-161-LNG	Long-Term	Argentina	British Sapphire	Freeport, Texas	2,247,219	[*]
4/14/2021	Freeport LNG Expansion, L.P. and FLNG Liquefaction, LLC	Freeport LNG Expansion, L.P. and FLNG Liquefaction, LLC	2010-161-LNG	Long-Term	China	LNG Rosenrot	Freeport, Texas	3,573,641	
4/17/2021	Freeport LNG Expansion, L.P. and FLNG Liquefaction, LLC	Freeport LNG Expansion, L.P. and FLNG Liquefaction, LLC	2010-161-LNG	Long-Term	Argentina	Flex Volunteer	Freeport, Texas	2,238,181	[*]
4/17/2021	Freeport LNG Expansion, L.P. and FLNG Liquefaction, LLC	Freeport LNG Expansion, L.P. and FLNG Liquefaction, LLC	2010-161-LNG	Long-Term	Brazil	Flex Volunteer	Freeport, Texas	1,262,966	[*]
4/18/2021	Freeport LNG Expansion, L.P. and FLNG Liquefaction, LLC	Freeport LNG Expansion, L.P. and FLNG Liquefaction, LLC	2010-161-LNG	Long-Term	Poland	Stena Clear Sky	Freeport, Texas	3,698,614	
4/21/2021	Freeport LNG Expansion, L.P. and FLNG Liquefaction, LLC	Freeport LNG Expansion, L.P. and FLNG Liquefaction, LLC	2010-161-LNG	Long-Term	Japan	Nohshu Maru	Freeport, Texas	3,688,000	
4/22/2021	Freeport LNG Expansion, L.P. and FLNG Liquefaction, LLC	Freeport LNG Expansion, L.P. and FLNG Liquefaction, LLC	2010-161-LNG	Long-Term	Bangladesh	Cool Runner	Freeport, Texas	3,428,717	
4/24/2021	Freeport LNG Expansion, L.P. and FLNG Liquefaction, LLC	Freeport LNG Expansion, L.P. and FLNG Liquefaction, LLC	2010-161-LNG	Long-Term	Poland	Prism Brilliance	Freeport, Texas	3,683,104	
4/25/2021	Freeport LNG Expansion, L.P. and FLNG Liquefaction, LLC	Freeport LNG Expansion, L.P. and FLNG Liquefaction, LLC	2010-161-LNG	Long-Term	Brazil	Aristidis I	Freeport, Texas	3,699,929	
4/28/2021	Freeport LNG Expansion, L.P. and FLNG Liquefaction, LLC	Freeport LNG Expansion, L.P. and FLNG Liquefaction, LLC	2010-161-LNG	Long-Term	Croatia	Kinisis	Freeport, Texas	3,665,953	
4/29/2021	Freeport LNG Expansion, L.P. and FLNG Liquefaction, LLC	Freeport LNG Expansion, L.P. and FLNG Liquefaction, LLC	2010-161-LNG	Long-Term	Spain	Arwa Spirit	Freeport, Texas	3,455,122	[S]
4/30/2021	Freeport LNG Expansion, L.P. and FLNG Liquefaction, LLC	Freeport LNG Expansion, L.P. and FLNG Liquefaction, LLC	2010-161-LNG	Long-Term	Italy	Gaslog Wales	Freeport, Texas	3,682,741	
5/2/2021	Freeport LNG Expansion, L.P., et al.	FLEX	2016-108-LNG	Long-Term	China	Flex Artemis	Freeport, Texas	3,693,984	
5/3/2021	Freeport LNG Expansion, L.P., et al.	FLEX	2016-108-LNG	Long-Term	Brazil	Gaslog Santiago	Freeport, Texas	3,314,299	
5/6/2021	Freeport LNG Expansion, L.P. and FLNG Liquefaction, LLC	FLEX	2011-161-LNG	Long-Term	France	Marib Spirit	Freeport, Texas	3,390,543	
5/7/2021	Freeport LNG Expansion, L.P., et al.	FLEX	2016-108-LNG	Long-Term	Japan	British Mentor	Freeport, Texas	3,701,202	
5/10/2021	Freeport LNG Expansion, L.P., et al.	FLEX	2016-108-LNG	Long-Term	Turkey	La Seine	Freeport, Texas	3,016,748	
5/11/2021	Freeport LNG Expansion, L.P. and FLNG Liquefaction, LLC	FLEX	2011-161-LNG	Long-Term	Argentina	Methane Lydon Volney	Freeport, Texas	2,184,277	[*]
5/11/2021	Freeport LNG Expansion, L.P., et al.	FLEX	2016-108-LNG	Long-Term	Brazil	Methane Lydon Volney	Freeport, Texas	948,987	[*]

[S] Spot – a one-time transaction for near-term delivery of a specific quantity of LNG at a specific location. Prior to 2006, spot cargos could be included in either long-term or short-term authorized types.

[\*] Split cargo – a single shipment of LNG where portions of the cargo have different transactional characteristics. For instance, a single cargo can have more than one buyer, supplier, price, unloading port, loading port, or DOE authorization.

[C] Commissioning cargo – pre-commercial cargo loaded while export facility operations are still undergoing final testing and inspection. Commissioning cargos may occur multiple times for the same facility as individual LNG trains enter service.

[L] Liquefaction fees – liquefaction fees have been included in the cargo prices for all months. See Table 1(f) for a summary price per export facility per month.

Countries of destination are current as of publication date. Any updates to countries of destination reported will be published in the next scheduled *LNG Monthly*.



**VESSEL-BORNE EXPORTS OF DOMESTICALLY-PRODUCED LIQUEFIED NATURAL GAS (LNG)**

Table 2a(v)

Date of Departure	Name of Exporter	Supplier	Docket Number	Docket Term	Country of Destination	Name of Tanker	Departure Terminal	Volume (Mcf of Natural Gas)	Notes
5/13/2021	Freeport LNG Expansion, L.P. and FLNG Liquefaction, LLC	FLEX	2011-161-LNG	Long-Term	France	Shinshu Maru	Freeport, Texas	3,780,195	
5/15/2021	Freeport LNG Expansion, L.P. and FLNG Liquefaction, LLC	FLEX	2011-161-LNG	Long-Term	Thailand	British Partner	Freeport, Texas	3,452,761	
5/16/2021	Freeport LNG Expansion, L.P. and FLNG Liquefaction, LLC	FLEX	2011-161-LNG	Long-Term	Netherlands	Golar Celsius	Freeport, Texas	3,439,114	
5/17/2021	Freeport LNG Expansion, L.P.	Freeport LNG Expansion, L.P. and FLNG Liquefaction, LLC	2010-160-LNG	Long-Term	South Korea	Hellas Diana	Freeport, Texas	3,690,899	
5/20/2021	Freeport LNG Expansion, L.P. and FLNG Liquefaction, LLC	FLEX	2011-161-LNG	Long-Term	United Kingdom	BW Paris	Freeport, Texas	3,473,521	
5/21/2021	Freeport LNG Expansion, L.P. and FLNG Liquefaction, LLC	FLEX	2011-161-LNG	Long-Term	Taiwan	Sean Spirit	Freeport, Texas	3,702,293	
5/22/2021	Freeport LNG Expansion, L.P. and FLNG Liquefaction, LLC	FLEX	2011-161-LNG	Long-Term	Portugal	Hoegh Gallant	Freeport, Texas	3,379,812	
5/24/2021	Freeport LNG Expansion, L.P.	Freeport LNG Expansion, L.P. and FLNG Liquefaction, LLC	2010-160-LNG	Long-Term	South Korea	SK Resolute	Freeport, Texas	3,836,019	
5/26/2021	Freeport LNG Expansion, L.P. and FLNG Liquefaction, LLC	FLEX	2011-161-LNG	Long-Term	Japan	Elisa Larus	Freeport, Texas	3,672,618	
5/28/2021	Freeport LNG Expansion, L.P.	Freeport LNG Expansion, L.P. and FLNG Liquefaction, LLC	2010-161-LNG	Long-Term	Argentina	Aristidis I	Freeport, Texas	2,066,004	[†]
5/28/2021	Freeport LNG Expansion, L.P.	Freeport LNG Expansion, L.P. and FLNG Liquefaction, LLC	2010-161-LNG	Long-Term	Brazil	Aristidis I	Freeport, Texas	1,610,527	[†]
5/29/2021	Freeport LNG Expansion, L.P.	Freeport LNG Expansion, L.P. and FLNG Liquefaction, LLC	2010-161-LNG	Long-Term	Argentina	Vivit Americas Lng	Freeport, Texas	2,186,356	[S] [†]
5/29/2021	Freeport LNG Expansion, L.P.	Freeport LNG Expansion, L.P. and FLNG Liquefaction, LLC	2010-161-LNG	Long-Term	Brazil	Vivit Americas Lng	Freeport, Texas	1,268,788	[S] [†]
5/31/2021	Freeport LNG Expansion, L.P. and FLNG Liquefaction, LLC	FLEX	2011-161-LNG	Long-Term	Japan	Golar Bear	Freeport, Texas	3,405,069	
6/2/2021	Freeport LNG Expansion, L.P. and FLNG Liquefaction, LLC	FLEX	2011-161-LNG	Long-Term	Argentina	British Sapphire	Freeport, Texas	2,215,372	[†]
6/2/2021	Freeport LNG Expansion, L.P. and FLNG Liquefaction, LLC	FLEX	2011-161-LNG	Long-Term	Japan	Bushu Maru	Freeport, Texas	3,692,576	
6/2/2021	Freeport LNG Expansion, L.P. and FLNG Liquefaction, LLC	FLEX	2011-161-LNG	Long-Term	Spain	British Sapphire	Freeport, Texas	836,328	[†]
6/7/2021	Freeport LNG Expansion, L.P.	Freeport LNG Expansion, L.P. and FLNG Liquefaction, LLC	2010-160-LNG	Long-Term	South Korea	LNG Alliance	Freeport, Texas	3,313,388	
6/8/2021	Freeport LNG Expansion, L.P. and FLNG Liquefaction, LLC	FLEX	2011-161-LNG	Long-Term	Lithuania	Arctic Aurora	Freeport, Texas	3,285,427	
6/9/2021	Freeport LNG Expansion, L.P. and FLNG Liquefaction, LLC	FLEX	2011-161-LNG	Long-Term	China	Marib Spirit	Freeport, Texas	3,541,505	[S]
6/11/2021	Freeport LNG Expansion, L.P. and FLNG Liquefaction, LLC	FLEX	2011-161-LNG	Long-Term	Argentina	Kmarin Emerald	Freeport, Texas	2,305,932	
6/12/2021	Freeport LNG Expansion, L.P. and FLNG Liquefaction, LLC	FLEX	2011-161-LNG	Long-Term	Argentina	Bonito LNG	Freeport, Texas	2,119,573	[†]
6/12/2021	Freeport LNG Expansion, L.P. and FLNG Liquefaction, LLC	FLEX	2011-161-LNG	Long-Term	Brazil	Bonito LNG	Freeport, Texas	1,580,919	[†]
6/14/2021	Freeport LNG Expansion, L.P. and FLNG Liquefaction, LLC	FLEX	2011-161-LNG	Long-Term	China	Golar Celsius	Freeport, Texas	3,425,539	
6/16/2021	Freeport LNG Expansion, L.P. and FLNG Liquefaction, LLC	FLEX	2011-161-LNG	Long-Term	Brazil	Maran Gas Andros	Freeport, Texas	3,675,871	
6/18/2021	Freeport LNG Expansion, L.P. and FLNG Liquefaction, LLC	FLEX	2011-161-LNG	Long-Term	Argentina	BW Pavilion Aranthera	Freeport, Texas	2,080,568	[†]
6/18/2021	Freeport LNG Expansion, L.P. and FLNG Liquefaction, LLC	FLEX	2011-161-LNG	Long-Term	Brazil	BW Pavilion Aranthera	Freeport, Texas	1,602,733	[†]
6/19/2021	Freeport LNG Expansion, L.P.	Freeport LNG Expansion, L.P. and FLNG Liquefaction, LLC	2010-160-LNG	Long-Term	South Korea	La Seine	Freeport, Texas	3,652,142	
6/21/2021	Freeport LNG Expansion, L.P. and FLNG Liquefaction, LLC	FLEX	2011-161-LNG	Long-Term	Kuwait	BW Pavilion Leeeara	Freeport, Texas	3,452,581	
6/23/2021	Freeport LNG Expansion, L.P.	Freeport LNG Expansion, L.P. and FLNG Liquefaction, LLC	2010-160-LNG	Long-Term	South Korea	Diamond Gas Metropolis	Freeport, Texas	3,674,287	
6/25/2021	Freeport LNG Expansion, L.P. and FLNG Liquefaction, LLC	FLEX	2011-161-LNG	Long-Term	Japan	Shinshu Maru	Freeport, Texas	3,677,819	

[S] Spot – a one-time transaction for near-term delivery of a specific quantity of LNG at a specific location. Prior to 2006, spot cargos could be included in either long-term or short-term authorized types.

[\*] Split cargo – a single shipment of LNG where portions of the cargo have different transactional characteristics. For instance, a single cargo can have more than one buyer, supplier, price, unloading port, loading port, or DOE authorization.

[C] Commissioning cargo – pre-commercial cargo loaded while export facility operations are still undergoing final testing and inspection. Commissioning cargos may occur multiple times for the same facility as individual LNG trains enter service.

[L] Liquefaction fees – liquefaction fees have been included in the cargo prices for all months. See Table 1(f) for a summary price per export facility per month.

Countries of destination are current as of publication date. Any updates to countries of destination reported will be published in the next scheduled *LNG Monthly*.

**VESSEL-BORNE EXPORTS OF DOMESTICALLY-PRODUCED LIQUEFIED NATURAL GAS (LNG)**

Table 2a(v)

Date of Departure	Name of Exporter	Supplier	Docket Number	Docket Term	Country of Destination	Name of Tanker	Departure Terminal	Volume (Mcf of Natural Gas)	Notes
6/27/2021	Freeport LNG Expansion, L.P. and FLNG Liquefaction, LLC	FLEX	2011-161-LNG	Long-Term	Japan	SK Audace	Freeport, Texas	3,699,872	
6/28/2021	Freeport LNG Expansion, L.P. and FLNG Liquefaction, LLC	FLEX	2011-161-LNG	Long-Term	Argentina	Palu LNG	Freeport, Texas	2,258,026	[*]
6/28/2021	Freeport LNG Expansion, L.P. and FLNG Liquefaction, LLC	FLEX	2011-161-LNG	Long-Term	Brazil	Palu LNG	Freeport, Texas	1,072,815	[*]
6/30/2021	Freeport LNG Expansion, L.P. and FLNG Liquefaction, LLC	FLEX	2011-161-LNG	Long-Term	Pakistan	BW Paris	Freeport, Texas	3,375,526	
7/2/2021	Freeport LNG Expansion, L.P. and FLNG Liquefaction, LLC	FLEX	2011-161-LNG	Long-Term	Pakistan	Tristar Ruby	Freeport, Texas	3,299,969	
7/3/2021	Freeport LNG Expansion, L.P. and FLNG Liquefaction, LLC	FLEX	2011-161-LNG	Long-Term	Argentina	Bahrain Spirit	Freeport, Texas	2,120,262	[*]
7/3/2021	Freeport LNG Expansion, L.P. and FLNG Liquefaction, LLC	FLEX	2011-161-LNG	Long-Term	Brazil	Bahrain Spirit	Freeport, Texas	1,574,200	[*]
7/5/2021	Freeport LNG Expansion, L.P. and FLNG Liquefaction, LLC	FLEX	2011-161-LNG	Long-Term	Brazil	Maria Energy	Freeport, Texas	3,388,285	
7/6/2021	Freeport LNG Expansion, L.P. and FLNG Liquefaction, LLC	FLEX	2011-161-LNG	Long-Term	Lithuania	Cool Runner	Freeport, Texas	3,431,486	
7/9/2021	Freeport LNG Expansion, L.P. and FLNG Liquefaction, LLC	FLEX	2011-161-LNG	Long-Term	Brazil	Cobia LNG	Freeport, Texas	3,644,333	
7/10/2021	Freeport LNG Expansion, L.P. and FLNG Liquefaction, LLC	FLEX	2011-161-LNG	Long-Term	Argentina	Aristos I	Freeport, Texas	2,219,662	
7/12/2021	Freeport LNG Expansion, L.P. and FLNG Liquefaction, LLC	FLEX	2011-161-LNG	Long-Term	Argentina	Kinisis	Freeport, Texas	3,303,718	
7/13/2021	Freeport LNG Expansion, L.P.	Freeport LNG Expansion, L.P. and FLNG Liquefaction, LLC	2010-160-LNG	Long-Term	South Korea	Prism Brilliance	Freeport, Texas	3,672,853	
7/15/2021	Freeport LNG Expansion, L.P. and FLNG Liquefaction, LLC	FLEX	2011-161-LNG	Long-Term	Argentina	Patris	Freeport, Texas	2,051,734	[*]
7/15/2021	Freeport LNG Expansion, L.P. and FLNG Liquefaction, LLC	FLEX	2011-161-LNG	Long-Term	Brazil	Patris	Freeport, Texas	893,120	[*]
7/17/2021	Freeport LNG Expansion, L.P.	Freeport LNG Expansion, L.P. and FLNG Liquefaction, LLC	2010-160-LNG	Long-Term	Singapore	LNG Schneeweisschen	Freeport, Texas	3,449,303	
7/18/2021	Freeport LNG Expansion, L.P. and FLNG Liquefaction, LLC	FLEX	2011-161-LNG	Long-Term	Pakistan	Golar Penguin	Freeport, Texas	3,426,332	[S]
7/20/2021	Freeport LNG Expansion, L.P. and FLNG Liquefaction, LLC	Freeport LNG Expansion, L.P. and FLNG Liquefaction, LLC	2010-161-LNG	Long-Term	Japan	Sohshu Maru	Freeport, Texas	3,677,434	
7/21/2021	Freeport LNG Expansion, L.P. and FLNG Liquefaction, LLC	Freeport LNG Expansion, L.P. and FLNG Liquefaction, LLC	2010-161-LNG	Long-Term	Japan	Corcovado LNG	Freeport, Texas	3,415,442	
7/22/2021	Freeport LNG Expansion, L.P. and FLNG Liquefaction, LLC	Freeport LNG Expansion, L.P. and FLNG Liquefaction, LLC	2010-161-LNG	Long-Term	Argentina	British Contributor	Freeport, Texas	2,134,229	
7/25/2021	Freeport LNG Expansion, L.P.	Freeport LNG Expansion, L.P. and FLNG Liquefaction, LLC	2010-160-LNG	Long-Term	South Korea	SK Resolute	Freeport, Texas	3,696,403	
7/27/2021	Freeport LNG Expansion, L.P. and FLNG Liquefaction, LLC	FLEX	2011-161-LNG	Long-Term	Argentina	British Sapphire	Freeport, Texas	2,395,151	
7/29/2021	Freeport LNG Expansion, L.P.	Freeport LNG Expansion, L.P. and FLNG Liquefaction, LLC	2010-160-LNG	Long-Term	Chile	Golar Bear	Freeport, Texas	3,410,236	
7/30/2021	Freeport LNG Expansion, L.P. and FLNG Liquefaction, LLC	Freeport LNG Expansion, L.P. and FLNG Liquefaction, LLC	2010-161-LNG	Long-Term	Japan	Bushu Maru	Freeport, Texas	3,674,596	
7/31/2021	Freeport LNG Expansion, L.P. and FLNG Liquefaction, LLC	Freeport LNG Expansion, L.P. and FLNG Liquefaction, LLC	2010-161-LNG	Long-Term	Argentina	Kmarin Emerald	Freeport, Texas	2,022,238	
8/1/2021	Freeport LNG Expansion, L.P.	Freeport LNG Expansion, L.P. and FLNG Liquefaction, LLC	2010-161-LNG	Long-Term	Bangladesh	LNG Rosenrot	Freeport, Texas	3,424,972	[S]
8/3/2021	Freeport LNG Expansion, L.P.	Freeport LNG Expansion, L.P. and FLNG Liquefaction, LLC	2010-160-LNG	Long-Term	South Korea	Prism Agility	Freeport, Texas	3,747,382	
8/5/2021	Freeport LNG Expansion, L.P.	Freeport LNG Expansion, L.P. and FLNG Liquefaction, LLC	2010-161-LNG	Long-Term	France	Flex Rainbow	Freeport, Texas	3,305,559	
8/6/2021	Freeport LNG Expansion, L.P.	Freeport LNG Expansion, L.P. and FLNG Liquefaction, LLC	2010-161-LNG	Long-Term	China	BW Helios	Freeport, Texas	3,450,598	
8/8/2021	Freeport LNG Expansion, L.P.	Freeport LNG Expansion, L.P. and FLNG Liquefaction, LLC	2010-161-LNG	Long-Term	Argentina	Valencia Knutsen	Freeport, Texas	2,195,357	

[S] Spot – a one-time transaction for near-term delivery of a specific quantity of LNG at a specific location. Prior to 2006, spot cargos could be included in either long-term or short-term authorized types.

[\*] Split cargo – a single shipment of LNG where portions of the cargo have different transactional characteristics. For instance, a single cargo can have more than one buyer, supplier, price, unloading port, loading port, or DOE authorization.

[C] Commissioning cargo – pre-commercial cargo loaded while export facility operations are still undergoing final testing and inspection. Commissioning cargos may occur multiple times for the same facility as individual LNG trains enter service.

[L] Liquefaction fees – liquefaction fees have been included in the cargo prices for all months. See Table 1(f) for a summary price per export facility per month.

Countries of destination are current as of publication date. Any updates to countries of destination reported will be published in the next scheduled *LNG Monthly*.

**VESSEL-BORNE EXPORTS OF DOMESTICALLY-PRODUCED LIQUEFIED NATURAL GAS (LNG)**

Table 2a(v)

Date of Departure	Name of Exporter	Supplier	Docket Number	Docket Term	Country of Destination	Name of Tanker	Departure Terminal	Volume (Mcf of Natural Gas)	Notes
8/8/2021	Freeport LNG Expansion, L.P.	Freeport LNG Expansion, L.P. and FLNG Liquefaction, LLC	2010-161-LNG	Long-Term	India	Cool Runner	Freeport, Texas	3,386,764	
8/11/2021	Freeport LNG Expansion, L.P.	Freeport LNG Expansion, L.P. and FLNG Liquefaction, LLC	2010-161-LNG	Long-Term	Thailand	British Listener	Freeport, Texas	3,706,821	
8/12/2021	Freeport LNG Expansion, L.P.	Freeport LNG Expansion, L.P. and FLNG Liquefaction, LLC	2010-161-LNG	Long-Term	Netherlands	Gaslog Wales	Freeport, Texas	3,676,044	
8/13/2021	Freeport LNG Expansion, L.P.	Freeport LNG Expansion, L.P. and FLNG Liquefaction, LLC	2010-161-LNG	Long-Term	China	Barcelona Knutsen	Freeport, Texas	3,376,704	
8/16/2021	Freeport LNG Expansion, L.P.	Freeport LNG Expansion, L.P. and FLNG Liquefaction, LLC	2010-161-LNG	Long-Term	China	Maria Energy	Freeport, Texas	3,452,649	
8/17/2021	Freeport LNG Expansion, L.P.	Freeport LNG Expansion, L.P. and FLNG Liquefaction, LLC	2010-160-LNG	Long-Term	Colombia	Bahrain Spirit	Freeport, Texas	919,121	[*]
8/17/2021	Freeport LNG Expansion, L.P.	Freeport LNG Expansion, L.P. and FLNG Liquefaction, LLC	2010-161-LNG	Long-Term	Brazil	Bahrain Spirit	Freeport, Texas	2,788,218	[*]
8/18/2021	Freeport LNG Expansion, L.P.	Freeport LNG Expansion, L.P. and FLNG Liquefaction, LLC	2010-160-LNG	Long-Term	South Korea	BW Tulip	Freeport, Texas	3,693,070	
8/21/2021	Freeport LNG Expansion, L.P.	Freeport LNG Expansion, L.P. and FLNG Liquefaction, LLC	2010-161-LNG	Long-Term	Japan	Golar Kelvin	Freeport, Texas	3,444,762	
8/22/2021	Freeport LNG Expansion, L.P.	Freeport LNG Expansion, L.P. and FLNG Liquefaction, LLC	2010-161-LNG	Long-Term	Argentina	Kinisis	Freeport, Texas	2,269,650	[*]
8/22/2021	Freeport LNG Expansion, L.P.	Freeport LNG Expansion, L.P. and FLNG Liquefaction, LLC	2010-161-LNG	Long-Term	Brazil	Kinisis	Freeport, Texas	1,426,701	[*]
8/23/2021	Freeport LNG Expansion, L.P.	Freeport LNG Expansion, L.P. and FLNG Liquefaction, LLC	2010-160-LNG	Long-Term	South Korea	Diamond Gas Metropolis	Freeport, Texas	3,675,871	
8/25/2021	Freeport LNG Expansion, L.P.	Freeport LNG Expansion, L.P. and FLNG Liquefaction, LLC	2010-161-LNG	Long-Term	Brazil	Hoegh Esperanza	Freeport, Texas	3,427,279	[*]
8/28/2021	Freeport LNG Expansion, L.P.	Freeport LNG Expansion, L.P. and FLNG Liquefaction, LLC	2010-161-LNG	Long-Term	Japan	Kmarin Emerald	Freeport, Texas	3,285,276	
8/29/2021	Freeport LNG Expansion, L.P.	Freeport LNG Expansion, L.P. and FLNG Liquefaction, LLC	2010-160-LNG	Long-Term	Dominican Republic	Point Fortin	Freeport, Texas	1,883,745	
8/29/2021	Freeport LNG Expansion, L.P.	Freeport LNG Expansion, L.P. and FLNG Liquefaction, LLC	2010-160-LNG	Long-Term	Panama	Point Fortin	Freeport, Texas	1,389,704	
8/30/2021	Freeport LNG Expansion, L.P.	Freeport LNG Expansion, L.P. and FLNG Liquefaction, LLC	2010-161-LNG	Long-Term	Argentina	Patris	Freeport, Texas	2,271,232	[*]
8/30/2021	Freeport LNG Expansion, L.P.	Freeport LNG Expansion, L.P. and FLNG Liquefaction, LLC	2010-161-LNG	Long-Term	Brazil	Patris	Freeport, Texas	1,428,889	[*]
9/1/2021	Freeport LNG Expansion, L.P.	Freeport LNG Expansion, L.P. and FLNG Liquefaction, LLC	2010-161-LNG	Long-Term	China	Bishu Maru	Freeport, Texas	3,520,755	
9/3/2021	Freeport LNG Expansion, L.P.	Freeport LNG Expansion, L.P. and FLNG Liquefaction, LLC	2010-161-LNG	Long-Term	China	Methane Spirit	Freeport, Texas	3,382,995	
9/5/2021	Freeport LNG Expansion, L.P.	Freeport LNG Expansion, L.P. and FLNG Liquefaction, LLC	2010-160-LNG	Long-Term	South Korea	Golar Bear	Freeport, Texas	3,431,790	
9/7/2021	Freeport LNG Expansion, L.P.	Freeport LNG Expansion, L.P. and FLNG Liquefaction, LLC	2010-160-LNG	Long-Term	Colombia	British Sapphire	Freeport, Texas	435,978	[*]
9/7/2021	Freeport LNG Expansion, L.P.	Freeport LNG Expansion, L.P. and FLNG Liquefaction, LLC	2010-161-LNG	Long-Term	Israel	British Sapphire	Freeport, Texas	2,854,755	[*]
9/8/2021	Freeport LNG Expansion, L.P.	Freeport LNG Expansion, L.P. and FLNG Liquefaction, LLC	2010-161-LNG	Long-Term	India	Flex Rainbow	Freeport, Texas	3,690,175	
9/10/2021	Freeport LNG Expansion, L.P.	Freeport LNG Expansion, L.P. and FLNG Liquefaction, LLC	2010-161-LNG	Long-Term	Pakistan	Hoegh Gannet	Freeport, Texas	3,352,988	
9/12/2021	Freeport LNG Expansion, L.P.	Freeport LNG Expansion, L.P. and FLNG Liquefaction, LLC	2010-161-LNG	Long-Term	Japan	Kmarin Diamond	Freeport, Texas	3,272,603	
9/13/2021	Freeport LNG Expansion, L.P.	Freeport LNG Expansion, L.P. and FLNG Liquefaction, LLC	2010-161-LNG	Long-Term	Kuwait	Golar Celsius	Freeport, Texas	3,279,833	
9/21/2021	Freeport LNG Expansion, L.P.	Freeport LNG Expansion, L.P. and FLNG Liquefaction, LLC	2010-161-LNG	Long-Term	China	LNG Alliance	Freeport, Texas	3,177,182	
9/23/2021	Freeport LNG Expansion, L.P.	Freeport LNG Expansion, L.P. and FLNG Liquefaction, LLC	2010-161-LNG	Long-Term	Pakistan	Marib Spirit	Freeport, Texas	3,508,480	
9/24/2021	Freeport LNG Expansion, L.P.	Freeport LNG Expansion, L.P. and FLNG Liquefaction, LLC	2010-160-LNG	Long-Term	South Korea	Prism Brilliance	Freeport, Texas	3,708,432	

[S] Spot – a one-time transaction for near-term delivery of a specific quantity of LNG at a specific location. Prior to 2006, spot cargos could be included in either long-term or short-term authorized types.  
 [\*] Split cargo – a single shipment of LNG where portions of the cargo have different transactional characteristics. For instance, a single cargo can have more than one buyer, supplier, price, unloading port, loading port, or DOE authorization.  
 [C] Commissioning cargo – pre-commercial cargo loaded while export facility operations are still undergoing final testing and inspection. Commissioning cargos may occur multiple times for the same facility as individual LNG trains enter service.  
 [L] Liquefaction fees – liquefaction fees have been included in the cargo prices for all months. See Table 1(f) for a summary price per export facility per month.  
 Countries of destination are current as of publication date. Any updates to countries of destination reported will be published in the next scheduled *LNG Monthly*.

### VESSEL-BORNE EXPORTS OF DOMESTICALLY-PRODUCED LIQUEFIED NATURAL GAS (LNG)

Table 2a(v)

Date of Departure	Name of Exporter	Supplier	Docket Number	Docket Term	Country of Destination	Name of Tanker	Departure Terminal	Volume (Mcf of Natural Gas)	Notes
9/25/2021	Freeport LNG Expansion, L.P.	Freeport LNG Expansion, L.P. and FLNG Liquefaction, LLC	2010-161-LNG	Long-Term	China	Gaslog Wales	Freeport, Texas	3,786,222	
9/27/2021	Freeport LNG Expansion, L.P.	Freeport LNG Expansion, L.P. and FLNG Liquefaction, LLC	2010-161-LNG	Long-Term	Netherlands	LNG Schneeweisschen	Freeport, Texas	250,222	[*]
9/27/2021	Freeport LNG Expansion, L.P.	Freeport LNG Expansion, L.P. and FLNG Liquefaction, LLC	2010-161-LNG	Long-Term	Spain	LNG Schneeweisschen	Freeport, Texas	3,197,843	[*]
9/29/2021	Freeport LNG Expansion, L.P.	Freeport LNG Expansion, L.P. and FLNG Liquefaction, LLC	2010-161-LNG	Long-Term	Turkey	Sean Spirit	Freeport, Texas	3,701,848	
<b>TOTAL Exports of LNG from Freeport</b>								<b>512,655,697</b>	

[S] **Spot** – a one-time transaction for near-term delivery of a specific quantity of LNG at a specific location. Prior to 2006, spot cargos could be included in either long-term or short-term authorized types.

[\*] **Split cargo** – a single shipment of LNG where portions of the cargo have different transactional characteristics. For instance, a single cargo can have more than one buyer, supplier, price, unloading port, loading port, or DOE authorization.

[C] **Commissioning cargo** – pre-commercial cargo loaded while export facility operations are still undergoing final testing and inspection. Commissioning cargos may occur multiple times for the same facility as individual LNG trains enter service.

[L] **Liquefaction fees** – liquefaction fees have been included in the cargo prices for all months. See Table 1(f) for a summary price per export facility per month.

Countries of destination are current as of publication date. Any updates to countries of destination reported will be published in the next scheduled *LNG Monthly*.



### VESSEL-BORNE EXPORTS OF DOMESTICALLY-PRODUCED LIQUEFIED NATURAL GAS (LNG)

Table 2a(vi)

Date of Departure	Name of Exporter	Supplier	Docket Number	Docket Term	Country of Destination	Name of Tanker	Departure Terminal	Volume (Mcf of Natural Gas)	Notes
2/3/2021	Southern LNG Company, L.L.C.	Shell NA LNG LLC	2012-100-LNG	Long-Term	Poland	Minerva Psara	Elba Island, Georgia	3,040,260	[*]
2/3/2021	Southern LNG Company, L.L.C.	Shell NA LNG LLC	2012-100-LNG	Long-Term	Poland	Minerva Psara	Elba Island, Georgia	672,355	[*]
2/20/2021	Southern LNG Company, L.L.C.	Shell NA LNG LLC	2012-100-LNG	Long-Term	Netherlands	Magdala	Elba Island, Georgia	3,231,688	
3/1/2021	Southern LNG Company, L.L.C.	Shell NA LNG LLC	2012-100-LNG	Long-Term	France	Valencia Knutsen	Elba Island, Georgia	3,336,864	
3/9/2021	Southern LNG Company, L.L.C.	Shell NA LNG LLC	2012-54-LNG	Long-Term	Chile	Solaris	Elba Island, Georgia	3,317,865	
4/4/2021	Southern LNG Company, L.L.C.	Shell NA LNG LLC	2012-100-LNG	Long-Term	Lithuania	Arctic Aurora	Elba Island, Georgia	3,078,009	
4/14/2021	Southern LNG Company, L.L.C.	Shell NA LNG LLC	2012-100-LNG	Long-Term	Spain	Bilbao Knutsen	Elba Island, Georgia	2,953,643	
4/29/2021	Southern LNG Company, L.L.C.	Shell NA LNG LLC	2012-100-LNG	Long-Term	Pakistan	Solaris	Elba Island, Georgia	3,322,534	
5/6/2021	Southern LNG Company, L.L.C.	Shell NA LNG LLC	2012-100-LNG	Long-Term	Netherlands	Madrid Spirit	Elba Island, Georgia	2,541,659	
5/17/2021	Southern LNG Company, L.L.C.	Shell NA LNG LLC	2012-100-LNG	Long-Term	China	Pearl LNG	Elba Island, Georgia	3,721,100	
5/30/2021	Southern LNG Company, L.L.C.	Shell NA LNG LLC	2012-54-LNG	Long-Term	Chile	Methane Patricia Camila	Elba Island, Georgia	3,155,079	
6/17/2021	Southern LNG Company, L.L.C.	Shell NA LNG LLC	2012-54-LNG	Long-Term	South Korea	Pan Asia	Elba Island, Georgia	3,712,152	
6/24/2021	Southern LNG Company, L.L.C.	Shell NA LNG LLC	2012-100-LNG	Long-Term	Bangladesh	SCF Melampus	Elba Island, Georgia	3,493,377	
7/10/2021	Southern LNG Company, L.L.C.	Shell NA LNG LLC	2012-100-LNG	Long-Term	China	Arctic Aurora	Elba Island, Georgia	3,301,138	
7/21/2021	Southern LNG Company, L.L.C.	Shell NA LNG LLC	2012-54-LNG	Long-Term	Chile	Gaslog Gladstone	Elba Island, Georgia	3,706,464	
8/5/2021	Southern LNG Company, L.L.C.	Shell NA LNG LLC	2012-100-LNG	Long-Term	Spain	Megara	Elba Island, Georgia	825,646	
8/22/2021	Southern LNG Company, L.L.C.	Shell NA LNG LLC	2012-100-LNG	Long-Term	India	SCF Melampus	Elba Island, Georgia	3,632,813	
8/29/2021	Southern LNG Company, L.L.C.	Shell NA LNG LLC	2012-100-LNG	Long-Term	Spain	Megara	Elba Island, Georgia	2,757,569	
9/10/2021	Southern LNG Company, L.L.C.	Shell NA LNG LLC	2012-54-LNG	Long-Term	Chile	Bilbao Knutsen	Elba Island, Georgia	2,955,328	
9/20/2021	Southern LNG Company, L.L.C.	Shell NA LNG LLC	2012-100-LNG	Long-Term	Malta	Madrid Spirit	Elba Island, Georgia	2,498,478	
<b>TOTAL Exports of LNG from Elba Island</b>								<b>59,254,021</b>	

[S] Spot – a one-time transaction for near-term delivery of a specific quantity of LNG at a specific location. Prior to 2006, spot cargos could be included in either long-term or short-term authorized types.

[\*] Split cargo – a single shipment of LNG where portions of the cargo have different transactional characteristics. For instance, a single cargo can have more than one buyer, supplier, price, unloading port, loading port, or DOE authorization.

[C] Commissioning cargo – pre-commercial cargo loaded while export facility operations are still undergoing final testing and inspection. Commissioning cargos may occur multiple times for the same facility as individual LNG trains enter service.

[L] Liquefaction fees – liquefaction fees have been included in the cargo prices for all months. See Table 1(f) for a summary price per export facility per month.

Countries of destination are current as of publication date. Any updates to countries of destination reported will be published in the next scheduled LNG Monthly.

## VESSEL-BORNE EXPORTS OF DOMESTICALLY-PRODUCED LIQUEFIED NATURAL GAS (LNG) SHIPPED BY ISO CONTAINER

Table 2b

Date of Departure	Name of Exporter	Supplier	Docket Number	Country of Destination	Name of Ocean Going Vessel	ISO Container Loading Facility & Location	U.S. Export Port or Terminal	Volume (Mcf of Natural Gas)	Notes
1/2/2021	American LNG Marketing LLC	Peninsula Energy Services Co	2014-209-LNG	Bahamas	Emerald Express	Haileah, Florida	Ft. Lauderdale, Florida	1,696	
1/3/2021	American LNG Marketing LLC	Peninsula Energy Services Co	2014-209-LNG	Haiti	Delphinus	Haileah, Florida	Ft. Lauderdale, Florida	3,392	
1/6/2021	American LNG Marketing LLC	Peninsula Energy Services Co	2014-209-LNG	Bahamas	Sea Express	Haileah, Florida	Ft. Lauderdale, Florida	4,240	
1/7/2021	American LNG Marketing LLC	Peninsula Energy Services Co	2014-209-LNG	Barbados	Flex Artemis	Haileah, Florida	Ft. Lauderdale, Florida	2,544	
1/10/2021	American LNG Marketing LLC	Peninsula Energy Services Co	2014-209-LNG	Haiti	Delphinus	Haileah, Florida	Ft. Lauderdale, Florida	2,544	
1/12/2021	American LNG Marketing LLC	Peninsula Energy Services Co	2014-209-LNG	Bahamas	Florida Express	Haileah, Florida	Ft. Lauderdale, Florida	3,392	
1/13/2021	American LNG Marketing LLC	Peninsula Energy Services Co	2014-209-LNG	Bahamas	Sea Express	Haileah, Florida	Ft. Lauderdale, Florida	4,240	
1/14/2021	American LNG Marketing LLC	Peninsula Energy Services Co	2014-209-LNG	Barbados	Vega Sagittarius	Haileah, Florida	Ft. Lauderdale, Florida	5,088	
1/17/2021	American LNG Marketing LLC	Peninsula Energy Services Co	2014-209-LNG	Haiti	Delphinus	Haileah, Florida	Ft. Lauderdale, Florida	2,544	
1/19/2021	American LNG Marketing LLC	Peninsula Energy Services Co	2014-209-LNG	Bahamas	Florida Express	Haileah, Florida	Ft. Lauderdale, Florida	2,544	
1/20/2021	American LNG Marketing LLC	Peninsula Energy Services Co	2014-209-LNG	Bahamas	Sea Express	Haileah, Florida	Ft. Lauderdale, Florida	3,392	
1/21/2021	American LNG Marketing LLC	Peninsula Energy Services Co	2014-209-LNG	Barbados	Contship Air	Haileah, Florida	Ft. Lauderdale, Florida	4,240	
1/24/2021	American LNG Marketing LLC	Peninsula Energy Services Co	2014-209-LNG	Bahamas	Emerald Express	Haileah, Florida	Ft. Lauderdale, Florida	848	
1/24/2021	American LNG Marketing LLC	Peninsula Energy Services Co	2014-209-LNG	Haiti	Delphinus	Haileah, Florida	Ft. Lauderdale, Florida	1,696	
1/25/2021	American LNG Marketing LLC	Peninsula Energy Services Co	2014-209-LNG	Bahamas	Florida Express	Haileah, Florida	Ft. Lauderdale, Florida	3,392	
1/27/2021	American LNG Marketing LLC	Peninsula Energy Services Co	2014-209-LNG	Bahamas	Sea Express	Haileah, Florida	Ft. Lauderdale, Florida	4,240	
1/28/2021	American LNG Marketing LLC	Peninsula Energy Services Co	2014-209-LNG	Barbados	Hohebank	Haileah, Florida	Ft. Lauderdale, Florida	5,088	
1/31/2021	American LNG Marketing LLC	Peninsula Energy Services Co	2014-209-LNG	Haiti	Delphinus	Haileah, Florida	Ft. Lauderdale, Florida	1,696	
2/3/2021	American LNG Marketing LLC	Peninsula Energy Services Co	2014-209-LNG	Bahamas	Florida Express	Haileah, Florida	Ft. Lauderdale, Florida	2,544	
2/4/2021	American LNG Marketing LLC	Peninsula Energy Services Co	2014-209-LNG	Bahamas	Sea Express	Haileah, Florida	Ft. Lauderdale, Florida	1,696	
2/4/2021	American LNG Marketing LLC	Peninsula Energy Services Co	2014-209-LNG	Barbados	Artemis	Haileah, Florida	Ft. Lauderdale, Florida	5,088	
2/6/2021	American LNG Marketing LLC	Peninsula Energy Services Co	2014-209-LNG	Bahamas	Sea Express	Haileah, Florida	Ft. Lauderdale, Florida	1,696	
2/7/2021	American LNG Marketing LLC	Peninsula Energy Services Co	2014-209-LNG	Haiti	Delphinus	Haileah, Florida	Ft. Lauderdale, Florida	2,544	
2/8/2021	American LNG Marketing LLC	Peninsula Energy Services Co	2014-209-LNG	Bahamas	Florida Express	Haileah, Florida	Ft. Lauderdale, Florida	3,392	
2/10/2021	American LNG Marketing LLC	Peninsula Energy Services Co	2014-209-LNG	Bahamas	Sea Express	Haileah, Florida	Ft. Lauderdale, Florida	4,240	
2/11/2021	American LNG Marketing LLC	Peninsula Energy Services Co	2014-209-LNG	Barbados	Hohebank	Haileah, Florida	Ft. Lauderdale, Florida	5,088	
2/13/2021	American LNG Marketing LLC	Peninsula Energy Services Co	2014-209-LNG	Bahamas	Emerald Express	Haileah, Florida	Ft. Lauderdale, Florida	1,696	
2/14/2021	American LNG Marketing LLC	Peninsula Energy Services Co	2014-209-LNG	Haiti	Delphinus	Haileah, Florida	Ft. Lauderdale, Florida	1,696	
2/17/2021	American LNG Marketing LLC	Peninsula Energy Services Co	2014-209-LNG	Bahamas	Sea Express	Haileah, Florida	Ft. Lauderdale, Florida	2,544	
2/17/2021	American LNG Marketing LLC	Peninsula Energy Services Co	2014-209-LNG	Bahamas	Florida Express	Haileah, Florida	Ft. Lauderdale, Florida	1,696	
2/18/2021	American LNG Marketing LLC	Peninsula Energy Services Co	2014-209-LNG	Barbados	Contship Air	Haileah, Florida	Ft. Lauderdale, Florida	5,088	
2/20/2021	American LNG Marketing LLC	Peninsula Energy Services Co	2014-209-LNG	Bahamas	Emerald Express	Haileah, Florida	Ft. Lauderdale, Florida	2,544	
2/21/2021	American LNG Marketing LLC	Peninsula Energy Services Co	2014-209-LNG	Haiti	Delphinus	Haileah, Florida	Ft. Lauderdale, Florida	3,392	
2/24/2021	American LNG Marketing LLC	Peninsula Energy Services Co	2014-209-LNG	Bahamas	Florida Express	Haileah, Florida	Ft. Lauderdale, Florida	3,392	
2/25/2021	American LNG Marketing LLC	Peninsula Energy Services Co	2014-209-LNG	Bahamas	Sea Express	Haileah, Florida	Ft. Lauderdale, Florida	1,696	
2/25/2021	American LNG Marketing LLC	Peninsula Energy Services Co	2014-209-LNG	Barbados	Vega Sagittarius	Haileah, Florida	Ft. Lauderdale, Florida	3,392	
2/27/2021	American LNG Marketing LLC	Peninsula Energy Services Co	2014-209-LNG	Bahamas	Sea Express	Haileah, Florida	Ft. Lauderdale, Florida	1,696	
2/28/2021	American LNG Marketing LLC	Peninsula Energy Services Co	2014-209-LNG	Haiti	Delphinus	Haileah, Florida	Ft. Lauderdale, Florida	3,392	
3/1/2021	American LNG Marketing LLC	Peninsula Energy Services Co	2014-209-LNG	Bahamas	Florida Express	Haileah, Florida	Ft. Lauderdale, Florida	2,544	
3/3/2021	American LNG Marketing LLC	Peninsula Energy Services Co	2014-209-LNG	Bahamas	Cape Express	Haileah, Florida	Ft. Lauderdale, Florida	2,544	
3/3/2021	American LNG Marketing LLC	Peninsula Energy Services Co	2014-209-LNG	Bahamas	Emerald Express	Haileah, Florida	Ft. Lauderdale, Florida	2,544	
3/4/2021	American LNG Marketing LLC	Peninsula Energy Services Co	2014-209-LNG	Barbados	Artemis	Haileah, Florida	Ft. Lauderdale, Florida	3,392	
3/5/2021	American LNG Marketing LLC	Peninsula Energy Services Co	2014-209-LNG	Bahamas	Cape Express	Haileah, Florida	Ft. Lauderdale, Florida	2,544	
3/7/2021	American LNG Marketing LLC	Peninsula Energy Services Co	2014-209-LNG	Haiti	Delphinus	Haileah, Florida	Ft. Lauderdale, Florida	2,544	
3/10/2021	American LNG Marketing LLC	Peninsula Energy Services Co	2014-209-LNG	Bahamas	Florida Express	Haileah, Florida	Ft. Lauderdale, Florida	2,544	

[S] Spot – a one-time transaction for near-term delivery of a specific quantity of LNG at a specific location. Prior to 2006, spot cargos could be included in either long-term or short-term authorized types.

[\*] Split cargo – a single shipment of LNG where portions of the cargo have different transactional characteristics. For instance, a single cargo can have more than one buyer, supplier, price, unloading port, loading port, or DOE authorization.

[C] Commissioning cargo – pre-commercial cargo loaded while export facility operations are still undergoing final testing and inspection. Commissioning cargos may occur multiple times for the same facility as individual LNG trains enter service.

[L] Liquefaction fees – liquefaction fees have been included in the cargo prices for all months. See Table 1(f) for a summary price per export facility per month.

Countries of destination are current as of publication date. Any updates to countries of destination reported will be published in the next scheduled *LNG Monthly*.

## VESSEL-BORNE EXPORTS OF DOMESTICALLY-PRODUCED LIQUEFIED NATURAL GAS (LNG) SHIPPED BY ISO CONTAINER

Table 2b

Date of Departure	Name of Exporter	Supplier	Docket Number	Country of Destination	Name of Ocean Going Vessel	ISO Container Loading Facility & Location	U.S. Export Port or Terminal	Volume (Mcf of Natural Gas)	Notes
3/10/2021	American LNG Marketing LLC	Peninsula Energy Services Co	2014-209-LNG	Bahamas	Sea Express	Haileah, Florida	Ft. Lauderdale, Florida	2,544	
3/10/2021	American LNG Marketing LLC	Peninsula Energy Services Co	2014-209-LNG	Bahamas	Emerald Express	Haileah, Florida	Ft. Lauderdale, Florida	3,392	
3/11/2021	American LNG Marketing LLC	Peninsula Energy Services Co	2014-209-LNG	Barbados	Hohebank	Haileah, Florida	Ft. Lauderdale, Florida	3,392	
3/12/2021	American LNG Marketing LLC	Peninsula Energy Services Co	2014-209-LNG	Bahamas	Emerald Express	Haileah, Florida	Ft. Lauderdale, Florida	848	
3/14/2021	American LNG Marketing LLC	Peninsula Energy Services Co	2014-209-LNG	Haiti	Delphinus	Haileah, Florida	Ft. Lauderdale, Florida	2,544	
3/15/2021	American LNG Marketing LLC	Peninsula Energy Services Co	2014-209-LNG	Bahamas	Florida Express	Haileah, Florida	Ft. Lauderdale, Florida	2,544	
3/17/2021	American LNG Marketing LLC	Peninsula Energy Services Co	2014-209-LNG	Bahamas	Sea Express	Haileah, Florida	Ft. Lauderdale, Florida	4,240	
3/17/2021	American LNG Marketing LLC	Peninsula Energy Services Co	2014-209-LNG	Bahamas	Emerald Express	Haileah, Florida	Ft. Lauderdale, Florida	848	
3/18/2021	American LNG Marketing LLC	Peninsula Energy Services Co	2014-209-LNG	Barbados	Contship Air	Haileah, Florida	Ft. Lauderdale, Florida	3,392	
3/21/2021	American LNG Marketing LLC	Peninsula Energy Services Co	2014-209-LNG	Haiti	Delphinus	Haileah, Florida	Ft. Lauderdale, Florida	2,544	
3/22/2021	American LNG Marketing LLC	Peninsula Energy Services Co	2014-209-LNG	Bahamas	Florida Express	Haileah, Florida	Ft. Lauderdale, Florida	3,392	
3/24/2021	American LNG Marketing LLC	Peninsula Energy Services Co	2014-209-LNG	Bahamas	Sea Express	Haileah, Florida	Ft. Lauderdale, Florida	4,240	
3/25/2021	American LNG Marketing LLC	Peninsula Energy Services Co	2014-209-LNG	Barbados	Vega Sagittarius	Haileah, Florida	Ft. Lauderdale, Florida	3,392	
3/28/2021	American LNG Marketing LLC	Peninsula Energy Services Co	2014-209-LNG	Haiti	Delphinus	Haileah, Florida	Ft. Lauderdale, Florida	2,544	
3/30/2021	American LNG Marketing LLC	Peninsula Energy Services Co	2014-209-LNG	Bahamas	Florida Express	Haileah, Florida	Ft. Lauderdale, Florida	2,544	
3/31/2021	American LNG Marketing LLC	Peninsula Energy Services Co	2014-209-LNG	Bahamas	Caribbean Express	Haileah, Florida	Ft. Lauderdale, Florida	1,696	
4/1/2021	American LNG Marketing LLC	Peninsula Energy Services Co	2014-209-LNG	Bahama Islands	Cape Express	Haileah, Florida	Ft. Lauderdale, Florida	3,392	
4/1/2021	American LNG Marketing LLC	Peninsula Energy Services Co	2014-209-LNG	Barbados	Contship Air	Haileah, Florida	Ft. Lauderdale, Florida	5,936	
4/4/2021	American LNG Marketing LLC	Peninsula Energy Services Co	2014-209-LNG	Bahama Islands	Cape Express	Haileah, Florida	Ft. Lauderdale, Florida	2,544	
4/4/2021	American LNG Marketing LLC	Peninsula Energy Services Co	2014-209-LNG	Haiti	Delphinus	Haileah, Florida	Ft. Lauderdale, Florida	2,544	
4/6/2021	American LNG Marketing LLC	Peninsula Energy Services Co	2014-209-LNG	Bahama Islands	Florida Express	Haileah, Florida	Ft. Lauderdale, Florida	3,392	
4/6/2021	American LNG Marketing LLC	Peninsula Energy Services Co	2014-209-LNG	Bahama Islands	Sea Express	Haileah, Florida	Ft. Lauderdale, Florida	2,544	
4/7/2021	American LNG Marketing LLC	Peninsula Energy Services Co	2014-209-LNG	Bahama Islands	Cape Express	Haileah, Florida	Ft. Lauderdale, Florida	2,544	
4/8/2021	American LNG Marketing LLC	Peninsula Energy Services Co	2014-209-LNG	Bahama Islands	Florida Express	Haileah, Florida	Ft. Lauderdale, Florida	1,696	
4/8/2021	American LNG Marketing LLC	Peninsula Energy Services Co	2014-209-LNG	Barbados	Artemis	Haileah, Florida	Ft. Lauderdale, Florida	5,936	
4/11/2021	American LNG Marketing LLC	Peninsula Energy Services Co	2014-209-LNG	Bahama Islands	Cape Express	Haileah, Florida	Ft. Lauderdale, Florida	2,544	
4/14/2021	American LNG Marketing LLC	Peninsula Energy Services Co	2014-209-LNG	Bahama Islands	Cape Express	Haileah, Florida	Ft. Lauderdale, Florida	3,392	
4/14/2021	American LNG Marketing LLC	Peninsula Energy Services Co	2014-209-LNG	Bahama Islands	Florida Express	Haileah, Florida	Ft. Lauderdale, Florida	2,544	
4/15/2021	American LNG Marketing LLC	Peninsula Energy Services Co	2014-209-LNG	Bahama Islands	Florida Express	Haileah, Florida	Ft. Lauderdale, Florida	3,392	
4/15/2021	American LNG Marketing LLC	Peninsula Energy Services Co	2014-209-LNG	Bahama Islands	Caribbean Express	Haileah, Florida	Ft. Lauderdale, Florida	4,240	
4/15/2021	American LNG Marketing LLC	Peninsula Energy Services Co	2014-209-LNG	Barbados	Hohebank	Haileah, Florida	Ft. Lauderdale, Florida	7,632	
4/21/2021	American LNG Marketing LLC	Peninsula Energy Services Co	2014-209-LNG	Bahama Islands	Sea Express	Haileah, Florida	Ft. Lauderdale, Florida	2,544	
4/21/2021	American LNG Marketing LLC	Peninsula Energy Services Co	2014-209-LNG	Bahama Islands	Cape Express	Haileah, Florida	Ft. Lauderdale, Florida	1,696	
4/22/2021	American LNG Marketing LLC	Peninsula Energy Services Co	2014-209-LNG	Barbados	Artemis	Haileah, Florida	Ft. Lauderdale, Florida	5,936	
4/23/2021	American LNG Marketing LLC	Peninsula Energy Services Co	2014-209-LNG	Bahama Islands	Caribbean Express	Haileah, Florida	Ft. Lauderdale, Florida	1,696	
4/27/2021	American LNG Marketing LLC	Peninsula Energy Services Co	2014-209-LNG	Bahama Islands	Florida Express	Haileah, Florida	Ft. Lauderdale, Florida	2,544	
4/28/2021	American LNG Marketing LLC	Peninsula Energy Services Co	2014-209-LNG	Bahama Islands	Sea Express	Haileah, Florida	Ft. Lauderdale, Florida	1,696	
4/29/2021	American LNG Marketing LLC	Peninsula Energy Services Co	2014-209-LNG	Barbados	Artemis	Haileah, Florida	Ft. Lauderdale, Florida	4,240	
4/30/2021	American LNG Marketing LLC	Peninsula Energy Services Co	2014-209-LNG	Bahama Islands	Cape Express	Haileah, Florida	Ft. Lauderdale, Florida	3,392	
5/1/2021	American LNG Marketing LLC	Peninsula Energy Services Co	2014-209-LNG	Haiti	Hohebank	Haileah, Florida	Ft. Lauderdale, Florida	5,088	
5/3/2021	American LNG Marketing LLC	Peninsula Energy Services Co	2014-209-LNG	Bahamas	Florida Express	Haileah, Florida	Ft. Lauderdale, Florida	3,392	
5/5/2021	American LNG Marketing LLC	Peninsula Energy Services Co	2014-209-LNG	Bahamas	Emerald Express	Haileah, Florida	Ft. Lauderdale, Florida	1,696	
5/6/2021	American LNG Marketing LLC	Peninsula Energy Services Co	2014-209-LNG	Bahamas	Cape Express	Haileah, Florida	Ft. Lauderdale, Florida	5,936	
5/6/2021	American LNG Marketing LLC	Peninsula Energy Services Co	2014-209-LNG	Barbados	Vega Sagittarius	Haileah, Florida	Ft. Lauderdale, Florida	3,392	
5/9/2021	American LNG Marketing LLC	Peninsula Energy Services Co	2014-209-LNG	Haiti	Greta	Haileah, Florida	Ft. Lauderdale, Florida	3,392	

[S] Spot – a one-time transaction for near-term delivery of a specific quantity of LNG at a specific location. Prior to 2006, spot cargos could be included in either long-term or short-term authorized types.

[\*] Split cargo – a single shipment of LNG where portions of the cargo have different transactional characteristics. For instance, a single cargo can have more than one buyer, supplier, price, unloading port, loading port, or DOE authorization.

[C] Commissioning cargo – pre-commercial cargo loaded while export facility operations are still undergoing final testing and inspection. Commissioning cargos may occur multiple times for the same facility as individual LNG trains enter service.

[L] Liquefaction fees – liquefaction fees have been included in the cargo prices for all months. See Table 1(f) for a summary price per export facility per month.

Countries of destination are current as of publication date. Any updates to countries of destination reported will be published in the next scheduled LNG Monthly.

## VESSEL-BORNE EXPORTS OF DOMESTICALLY-PRODUCED LIQUEFIED NATURAL GAS (LNG) SHIPPED BY ISO CONTAINER

Table 2b

Date of Departure	Name of Exporter	Supplier	Docket Number	Country of Destination	Name of Ocean Going Vessel	ISO Container Loading Facility & Location	U.S. Export Port or Terminal	Volume (Mcf of Natural Gas)	Notes
5/10/2021	American LNG Marketing LLC	Peninsula Energy Services Co	2014-209-LNG	Bahamas	Florida Express	Haileah, Florida	Ft. Lauderdale, Florida	2,544	
5/11/2021	American LNG Marketing LLC	Peninsula Energy Services Co	2014-209-LNG	Bahamas	Bahamas Express	Haileah, Florida	Ft. Lauderdale, Florida	4,240	
5/12/2021	American LNG Marketing LLC	Peninsula Energy Services Co	2014-209-LNG	Bahamas	Emerald Express	Haileah, Florida	Ft. Lauderdale, Florida	848	
5/13/2021	American LNG Marketing LLC	Peninsula Energy Services Co	2014-209-LNG	Barbados	Hohebank	Haileah, Florida	Ft. Lauderdale, Florida	5,936	
5/17/2021	American LNG Marketing LLC	Peninsula Energy Services Co	2014-209-LNG	Bahamas	Sea Express	Haileah, Florida	Ft. Lauderdale, Florida	5,088	
5/18/2021	American LNG Marketing LLC	Peninsula Energy Services Co	2014-209-LNG	Bahamas	Cape Express	Haileah, Florida	Ft. Lauderdale, Florida	1,696	
5/19/2021	American LNG Marketing LLC	Peninsula Energy Services Co	2014-209-LNG	Bahamas	Sea Express	Haileah, Florida	Ft. Lauderdale, Florida	2,544	
5/20/2021	American LNG Marketing LLC	Peninsula Energy Services Co	2014-209-LNG	Barbados	Artemis	Haileah, Florida	Ft. Lauderdale, Florida	4,240	
5/21/2021	American LNG Marketing LLC	Peninsula Energy Services Co	2014-209-LNG	Haiti	Greta	Haileah, Florida	Ft. Lauderdale, Florida	3,392	
5/24/2021	American LNG Marketing LLC	Peninsula Energy Services Co	2014-209-LNG	Bahamas	Sea Express	Haileah, Florida	Ft. Lauderdale, Florida	3,392	
5/25/2021	American LNG Marketing LLC	Peninsula Energy Services Co	2014-209-LNG	Bahamas	Florida Express	Haileah, Florida	Ft. Lauderdale, Florida	3,392	
5/26/2021	American LNG Marketing LLC	Peninsula Energy Services Co	2014-209-LNG	Bahamas	Cape Express	Haileah, Florida	Ft. Lauderdale, Florida	1,696	
5/26/2021	American LNG Marketing LLC	Peninsula Energy Services Co	2014-209-LNG	Bahamas	Caribbean Express	Haileah, Florida	Ft. Lauderdale, Florida	848	
5/27/2021	American LNG Marketing LLC	Peninsula Energy Services Co	2014-209-LNG	Bahamas	Florida Express	Haileah, Florida	Ft. Lauderdale, Florida	1,696	
5/27/2021	American LNG Marketing LLC	Peninsula Energy Services Co	2014-209-LNG	Barbados	Contship Air	Haileah, Florida	Ft. Lauderdale, Florida	5,088	
5/28/2021	American LNG Marketing LLC	Peninsula Energy Services Co	2014-209-LNG	Bahamas	Sea Express	Haileah, Florida	Ft. Lauderdale, Florida	5,936	
6/1/2021	American LNG Marketing LLC	Peninsula Energy Services Co	2014-209-LNG	Bahamas	Caribbean Express	Haileah, Florida	Ft. Lauderdale, Florida	2,544	
6/2/2021	American LNG Marketing LLC	Peninsula Energy Services Co	2014-209-LNG	Bahamas	Cape Express	Haileah, Florida	Ft. Lauderdale, Florida	1,696	
6/2/2021	American LNG Marketing LLC	Peninsula Energy Services Co	2014-209-LNG	Haiti	Delphinus	Haileah, Florida	Ft. Lauderdale, Florida	6,784	
6/3/2021	American LNG Marketing LLC	Peninsula Energy Services Co	2014-209-LNG	Barbados	Vega Sagittarius	Haileah, Florida	Ft. Lauderdale, Florida	5,936	
6/4/2021	American LNG Marketing LLC	Peninsula Energy Services Co	2014-209-LNG	Bahamas	Bahamas Express	Haileah, Florida	Ft. Lauderdale, Florida	2,544	
6/7/2021	American LNG Marketing LLC	Peninsula Energy Services Co	2014-209-LNG	Bahamas	Caribbean Express	Haileah, Florida	Ft. Lauderdale, Florida	1,696	
6/8/2021	American LNG Marketing LLC	Peninsula Energy Services Co	2014-209-LNG	Bahamas	Florida Express	Haileah, Florida	Ft. Lauderdale, Florida	4,240	
6/9/2021	American LNG Marketing LLC	Peninsula Energy Services Co	2014-209-LNG	Bahamas	Vi-Nais	Haileah, Florida	Ft. Lauderdale, Florida	1,696	
6/10/2021	American LNG Marketing LLC	Peninsula Energy Services Co	2014-209-LNG	Barbados	Hohebank	Haileah, Florida	Ft. Lauderdale, Florida	5,936	
6/11/2021	American LNG Marketing LLC	Peninsula Energy Services Co	2014-209-LNG	Bahamas	Caribbean Express	Haileah, Florida	Ft. Lauderdale, Florida	4,240	
6/13/2021	American LNG Marketing LLC	Peninsula Energy Services Co	2014-209-LNG	Haiti	Greta	Haileah, Florida	Ft. Lauderdale, Florida	3,392	
6/14/2021	American LNG Marketing LLC	Peninsula Energy Services Co	2014-209-LNG	Bahamas	Bahamas Express	Haileah, Florida	Ft. Lauderdale, Florida	2,544	
6/14/2021	American LNG Marketing LLC	Peninsula Energy Services Co	2014-209-LNG	Bahamas	Florida Express	Haileah, Florida	Ft. Lauderdale, Florida	1,696	
6/14/2021	American LNG Marketing LLC	Peninsula Energy Services Co	2014-209-LNG	Haiti	Greta	Haileah, Florida	Ft. Lauderdale, Florida	3,392	
6/16/2021	American LNG Marketing LLC	Peninsula Energy Services Co	2014-209-LNG	Bahamas	Vi-Nais	Haileah, Florida	Ft. Lauderdale, Florida	2,544	
6/17/2021	American LNG Marketing LLC	Peninsula Energy Services Co	2014-209-LNG	Barbados	Artemis	Haileah, Florida	Ft. Lauderdale, Florida	5,088	
6/18/2021	American LNG Marketing LLC	Peninsula Energy Services Co	2014-209-LNG	Bahamas	Emerald Express	Haileah, Florida	Ft. Lauderdale, Florida	3,392	
6/21/2021	American LNG Marketing LLC	Peninsula Energy Services Co	2014-209-LNG	Bahamas	Bahamas Express	Haileah, Florida	Ft. Lauderdale, Florida	3,392	
6/21/2021	American LNG Marketing LLC	Peninsula Energy Services Co	2014-209-LNG	Bahamas	Florida Express	Haileah, Florida	Ft. Lauderdale, Florida	3,392	
6/23/2021	American LNG Marketing LLC	Peninsula Energy Services Co	2014-209-LNG	Bahamas	Cape Express	Haileah, Florida	Ft. Lauderdale, Florida	2,544	
6/24/2021	American LNG Marketing LLC	Peninsula Energy Services Co	2014-209-LNG	Barbados	Contship Air	Haileah, Florida	Ft. Lauderdale, Florida	5,088	
6/25/2021	American LNG Marketing LLC	Peninsula Energy Services Co	2014-209-LNG	Bahamas	Emerald Express	Haileah, Florida	Ft. Lauderdale, Florida	2,544	
6/27/2021	American LNG Marketing LLC	Peninsula Energy Services Co	2014-209-LNG	Haiti	Greta	Haileah, Florida	Ft. Lauderdale, Florida	4,240	
6/28/2021	American LNG Marketing LLC	Peninsula Energy Services Co	2014-209-LNG	Bahamas	Bahamas Express	Haileah, Florida	Ft. Lauderdale, Florida	3,392	
6/29/2021	American LNG Marketing LLC	Peninsula Energy Services Co	2014-209-LNG	Bahamas	Florida Express	Haileah, Florida	Ft. Lauderdale, Florida	2,544	
6/30/2021	American LNG Marketing LLC	Peninsula Energy Services Co	2014-209-LNG	Bahamas	Vi-Nais	Haileah, Florida	Ft. Lauderdale, Florida	1,696	
7/1/2021	American LNG Marketing LLC	Peninsula Energy Services Co	2014-209-LNG	Barbados	Vega Sagittarius	Haileah, Florida	Ft. Lauderdale, Florida	6,784	
7/2/2021	American LNG Marketing LLC	Peninsula Energy Services Co	2014-209-LNG	Bahama Islands	Caribbean Express	Haileah, Florida	Ft. Lauderdale, Florida	5,088	
7/4/2021	American LNG Marketing LLC	Peninsula Energy Services Co	2014-209-LNG	Haiti	Delphinus	Haileah, Florida	Ft. Lauderdale, Florida	2,544	

[S] **Spot** – a one-time transaction for near-term delivery of a specific quantity of LNG at a specific location. Prior to 2006, spot cargos could be included in either long-term or short-term authorized types.

[\*] **Split cargo** – a single shipment of LNG where portions of the cargo have different transactional characteristics. For instance, a single cargo can have more than one buyer, supplier, price, unloading port, loading port, or DOE authorization.

[C] **Commissioning cargo** – pre-commercial cargo loaded while export facility operations are still undergoing final testing and inspection. Commissioning cargos may occur multiple times for the same facility as individual LNG trains enter service.

[L] **Liquefaction fees** – liquefaction fees have been included in the cargo prices for all months. See Table 1(f) for a summary price per export facility per month.

Countries of destination are current as of publication date. Any updates to countries of destination reported will be published in the next scheduled *LNG Monthly*.



**VESSEL-BORNE EXPORTS OF DOMESTICALLY-PRODUCED LIQUEFIED NATURAL GAS (LNG) SHIPPED BY ISO CONTAINER**

Table 2b

Date of Departure	Name of Exporter	Supplier	Docket Number	Country of Destination	Name of Ocean Going Vessel	ISO Container Loading Facility & Location	U.S. Export Port or Terminal	Volume (Mcf of Natural Gas)	Notes
7/6/2021	American LNG Marketing LLC	Peninsula Energy Services Co	2014-209-LNG	Bahama Islands	Florida Express	Haileah, Florida	Ft. Lauderdale, Florida	3,392	
7/7/2021	American LNG Marketing LLC	Peninsula Energy Services Co	2014-209-LNG	Bahama Islands	Vi-Nais	Haileah, Florida	Ft. Lauderdale, Florida	1,696	
7/7/2021	American LNG Marketing LLC	Peninsula Energy Services Co	2014-209-LNG	Bahama Islands	Bahamas Express	Haileah, Florida	Ft. Lauderdale, Florida	2,544	
7/8/2021	American LNG Marketing LLC	Peninsula Energy Services Co	2014-209-LNG	Barbados	Hohebank	Haileah, Florida	Ft. Lauderdale, Florida	5,088	
7/12/2021	American LNG Marketing LLC	Peninsula Energy Services Co	2014-209-LNG	Bahama Islands	Vi-Nais	Haileah, Florida	Ft. Lauderdale, Florida	3,392	
7/12/2021	American LNG Marketing LLC	Peninsula Energy Services Co	2014-209-LNG	Bahama Islands	Florida Express	Haileah, Florida	Ft. Lauderdale, Florida	2,544	
7/14/2021	American LNG Marketing LLC	Peninsula Energy Services Co	2014-209-LNG	Bahama Islands	Caribbean Express	Haileah, Florida	Ft. Lauderdale, Florida	3,392	
7/15/2021	American LNG Marketing LLC	Peninsula Energy Services Co	2014-209-LNG	Barbados	Artemis	Haileah, Florida	Ft. Lauderdale, Florida	6,784	
7/16/2021	American LNG Marketing LLC	Peninsula Energy Services Co	2014-209-LNG	Bahama Islands	Bahamas Express	Haileah, Florida	Ft. Lauderdale, Florida	5,088	
7/19/2021	American LNG Marketing LLC	Peninsula Energy Services Co	2014-209-LNG	Bahama Islands	Florida Express	Haileah, Florida	Ft. Lauderdale, Florida	2,544	
7/20/2021	American LNG Marketing LLC	Peninsula Energy Services Co	2014-209-LNG	Bahama Islands	Cape Express	Haileah, Florida	Ft. Lauderdale, Florida	2,544	
7/21/2021	American LNG Marketing LLC	Peninsula Energy Services Co	2014-209-LNG	Bahama Islands	Vi-Nais	Haileah, Florida	Ft. Lauderdale, Florida	848	
7/22/2021	American LNG Marketing LLC	Peninsula Energy Services Co	2014-209-LNG	Barbados	Contship Air	Haileah, Florida	Ft. Lauderdale, Florida	6,784	
7/23/2021	American LNG Marketing LLC	Peninsula Energy Services Co	2014-209-LNG	Nicaragua	As Floretta	Haileah, Florida	Ft. Lauderdale, Florida	848	
7/25/2021	American LNG Marketing LLC	Peninsula Energy Services Co	2014-209-LNG	Haiti	Delphinus	Haileah, Florida	Ft. Lauderdale, Florida	5,936	
7/26/2021	American LNG Marketing LLC	Peninsula Energy Services Co	2014-209-LNG	Bahama Islands	Vi-Nais	Haileah, Florida	Ft. Lauderdale, Florida	1,696	
7/26/2021	American LNG Marketing LLC	Peninsula Energy Services Co	2014-209-LNG	Bahama Islands	Sea Express	Haileah, Florida	Ft. Lauderdale, Florida	2,544	
7/27/2021	American LNG Marketing LLC	Peninsula Energy Services Co	2014-209-LNG	Bahama Islands	Vi-Nais	Haileah, Florida	Ft. Lauderdale, Florida	1,696	
7/28/2021	American LNG Marketing LLC	Peninsula Energy Services Co	2014-209-LNG	Bahama Islands	Bahamas Express	Haileah, Florida	Ft. Lauderdale, Florida	1,696	
7/29/2021	American LNG Marketing LLC	Peninsula Energy Services Co	2014-209-LNG	Barbados	Vega Sagittarius	Haileah, Florida	Ft. Lauderdale, Florida	5,936	
7/30/2021	American LNG Marketing LLC	Peninsula Energy Services Co	2014-209-LNG	Bahama Islands	Cape Express	Haileah, Florida	Ft. Lauderdale, Florida	5,088	
8/1/2021	American LNG Marketing LLC	Peninsula Energy Services Co	2014-209-LNG	Long-Term	Haiti	Delphinus	Ft. Lauderdale, Florida	1,696	
8/2/2021	American LNG Marketing LLC	Peninsula Energy Services Co	2014-209-LNG	Long-Term	Bahama Islands	Cape Express	Ft. Lauderdale, Florida	5,088	
8/3/2021	American LNG Marketing LLC	Peninsula Energy Services Co	2014-209-LNG	Long-Term	Bahama Islands	Vi-Nais	Ft. Lauderdale, Florida	1,696	
8/5/2021	American LNG Marketing LLC	Peninsula Energy Services Co	2014-209-LNG	Long-Term	Barbados	Hohebank	Ft. Lauderdale, Florida	6,784	
8/6/2021	American LNG Marketing LLC	Peninsula Energy Services Co	2014-209-LNG	Long-Term	Bahama Islands	Bahamas Express	Ft. Lauderdale, Florida	4,240	
8/8/2021	American LNG Marketing LLC	Peninsula Energy Services Co	2014-209-LNG	Long-Term	Haiti	Delphinus	Ft. Lauderdale, Florida	3,392	
8/9/2021	American LNG Marketing LLC	Peninsula Energy Services Co	2014-209-LNG	Long-Term	Bahama Islands	Cape Express	Ft. Lauderdale, Florida	2,544	
8/10/2021	American LNG Marketing LLC	Peninsula Energy Services Co	2014-209-LNG	Long-Term	Bahama Islands	Cape Express	Ft. Lauderdale, Florida	2,544	
8/11/2021	American LNG Marketing LLC	Peninsula Energy Services Co	2014-209-LNG	Long-Term	Bahama Islands	Vi-Nais	Ft. Lauderdale, Florida	1,696	
8/12/2021	American LNG Marketing LLC	Peninsula Energy Services Co	2014-209-LNG	Long-Term	Barbados	Artemis	Ft. Lauderdale, Florida	6,784	
8/13/2021	American LNG Marketing LLC	Peninsula Energy Services Co	2014-209-LNG	Long-Term	Bahama Islands	Cape Express	Ft. Lauderdale, Florida	4,240	
8/15/2021	American LNG Marketing LLC	Peninsula Energy Services Co	2014-209-LNG	Long-Term	Haiti	Delphinus	Ft. Lauderdale, Florida	3,392	
8/16/2021	American LNG Marketing LLC	Peninsula Energy Services Co	2014-209-LNG	Long-Term	Bahama Islands	Cape Express	Ft. Lauderdale, Florida	3,392	
8/18/2021	American LNG Marketing LLC	Peninsula Energy Services Co	2014-209-LNG	Long-Term	Bahama Islands	Cape Express	Ft. Lauderdale, Florida	3,392	
8/18/2021	American LNG Marketing LLC	Peninsula Energy Services Co	2014-209-LNG	Long-Term	Bahama Islands	Vi-Nais	Ft. Lauderdale, Florida	2,544	
8/19/2021	American LNG Marketing LLC	Peninsula Energy Services Co	2014-209-LNG	Long-Term	Barbados	Contship Air	Ft. Lauderdale, Florida	5,936	
8/20/2021	American LNG Marketing LLC	Peninsula Energy Services Co	2014-209-LNG	Long-Term	Bahama Islands	Cape Express	Ft. Lauderdale, Florida	4,240	
8/22/2021	American LNG Marketing LLC	Peninsula Energy Services Co	2014-209-LNG	Long-Term	Haiti	Delphinus	Ft. Lauderdale, Florida	5,088	
8/23/2021	American LNG Marketing LLC	Peninsula Energy Services Co	2014-209-LNG	Long-Term	Bahama Islands	Cape Express	Ft. Lauderdale, Florida	1,696	
8/24/2021	American LNG Marketing LLC	Peninsula Energy Services Co	2014-209-LNG	Long-Term	Bahama Islands	Florida Express	Ft. Lauderdale, Florida	2,544	
8/25/2021	American LNG Marketing LLC	Peninsula Energy Services Co	2014-209-LNG	Long-Term	Bahama Islands	Cape Express	Ft. Lauderdale, Florida	1,696	
8/25/2021	American LNG Marketing LLC	Peninsula Energy Services Co	2014-209-LNG	Long-Term	Bahama Islands	Vi-Nais	Ft. Lauderdale, Florida	2,544	
8/26/2021	American LNG Marketing LLC	Peninsula Energy Services Co	2014-209-LNG	Long-Term	Barbados	Vega Sagittarius	Ft. Lauderdale, Florida	7,632	
8/27/2021	American LNG Marketing LLC	Peninsula Energy Services Co	2014-209-LNG	Long-Term	Bahama Islands	Bahamas Express	Ft. Lauderdale, Florida	2,544	

[S] Spot – a one-time transaction for near-term delivery of a specific quantity of LNG at a specific location. Prior to 2006, spot cargos could be included in either long-term or short-term authorized types.

[\*] Split cargo – a single shipment of LNG where portions of the cargo have different transactional characteristics. For instance, a single cargo can have more than one buyer, supplier, price, unloading port, loading port, or DOE authorization.

[C] Commissioning cargo – pre-commercial cargo loaded while export facility operations are still undergoing final testing and inspection. Commissioning cargos may occur multiple times for the same facility as individual LNG trains enter service.

[L] Liquefaction fees – liquefaction fees have been included in the cargo prices for all months. See Table 1(f) for a summary price per export facility per month.

Countries of destination are current as of publication date. Any updates to countries of destination reported will be published in the next scheduled LNG Monthly.

### VESSEL-BORNE EXPORTS OF DOMESTICALLY-PRODUCED LIQUEFIED NATURAL GAS (LNG) SHIPPED BY ISO CONTAINER

Table 2b

Date of Departure	Name of Exporter	Supplier	Docket Number	Country of Destination	Name of Ocean Going Vessel	ISO Container Loading Facility & Location	U.S. Export Port or Terminal	Volume (Mcf of Natural Gas)	Notes
8/29/2021	American LNG Marketing LLC	Peninsula Energy Services Co	2014-209-LNG	Long-Term	Haiti	Delphinus	Ft. Lauderdale, Florida	5,088	
8/29/2021	American LNG Marketing LLC	Peninsula Energy Services Co	2014-209-LNG	Long-Term	Haiti	Delphinus	Ft. Lauderdale, Florida	5,088	
8/30/2021	American LNG Marketing LLC	Peninsula Energy Services Co	2014-209-LNG	Long-Term	Bahama Islands	Cape Express	Ft. Lauderdale, Florida	3,392	
8/31/2021	American LNG Marketing LLC	Peninsula Energy Services Co	2014-209-LNG	Long-Term	Bahama Islands	Florida Express	Ft. Lauderdale, Florida	2,544	
9/1/2021	American LNG Marketing LLC	Peninsula Energy Services Co	2014-209-LNG	Long-Term	Bahama Islands	Vi-Nais	Ft. Lauderdale, Florida	2,544	
9/2/2021	American LNG Marketing LLC	Peninsula Energy Services Co	2014-209-LNG	Long-Term	Barbados	Hohebank	Ft. Lauderdale, Florida	7,632	
9/3/2021	American LNG Marketing LLC	Peninsula Energy Services Co	2014-209-LNG	Long-Term	Bahama Islands	Bahamas Express	Ft. Lauderdale, Florida	3,392	
9/5/2021	American LNG Marketing LLC	Peninsula Energy Services Co	2014-209-LNG	Long-Term	Haiti	Delphinus	Ft. Lauderdale, Florida	2,544	
9/7/2021	American LNG Marketing LLC	Peninsula Energy Services Co	2014-209-LNG	Long-Term	Bahama Islands	Sea Express	Ft. Lauderdale, Florida	3,392	
9/8/2021	American LNG Marketing LLC	Peninsula Energy Services Co	2014-209-LNG	Long-Term	Bahama Islands	Vi-Nais	Ft. Lauderdale, Florida	1,696	
9/9/2021	American LNG Marketing LLC	Peninsula Energy Services Co	2014-209-LNG	Long-Term	Barbados	Artemis	Ft. Lauderdale, Florida	6,784	
9/10/2021	American LNG Marketing LLC	Peninsula Energy Services Co	2014-209-LNG	Long-Term	Bahama Islands	Caribbean Express	Ft. Lauderdale, Florida	3,392	
9/13/2021	American LNG Marketing LLC	Peninsula Energy Services Co	2014-209-LNG	Long-Term	Bahama Islands	Cape Express	Ft. Lauderdale, Florida	3,392	
9/14/2021	American LNG Marketing LLC	Peninsula Energy Services Co	2014-209-LNG	Long-Term	Bahama Islands	Florida Express	Ft. Lauderdale, Florida	3,392	
9/15/2021	American LNG Marketing LLC	Peninsula Energy Services Co	2014-209-LNG	Long-Term	Bahama Islands	Vi-Nais	Ft. Lauderdale, Florida	1,696	
9/15/2021	American LNG Marketing LLC	Peninsula Energy Services Co	2014-209-LNG	Long-Term	Haiti	Delphinus	Ft. Lauderdale, Florida	3,392	
9/16/2021	American LNG Marketing LLC	Peninsula Energy Services Co	2014-209-LNG	Long-Term	Bahama Islands	Florida Express	Ft. Lauderdale, Florida	2,544	
9/16/2021	American LNG Marketing LLC	Peninsula Energy Services Co	2014-209-LNG	Long-Term	Barbados	Contship Air	Ft. Lauderdale, Florida	6,784	
9/17/2021	American LNG Marketing LLC	Peninsula Energy Services Co	2014-209-LNG	Long-Term	Bahama Islands	Cape Express	Ft. Lauderdale, Florida	3,392	
9/20/2021	American LNG Marketing LLC	Peninsula Energy Services Co	2014-209-LNG	Long-Term	Bahama Islands	Cape Express	Ft. Lauderdale, Florida	3,392	
9/22/2021	American LNG Marketing LLC	Peninsula Energy Services Co	2014-209-LNG	Long-Term	Bahama Islands	Vi-Nais	Ft. Lauderdale, Florida	1,696	
9/23/2021	American LNG Marketing LLC	Peninsula Energy Services Co	2014-209-LNG	Long-Term	Barbados	Vega Sagittarius	Ft. Lauderdale, Florida	6,784	
9/24/2021	American LNG Marketing LLC	Peninsula Energy Services Co	2014-209-LNG	Long-Term	Bahama Islands	Bahamas Express	Ft. Lauderdale, Florida	2,544	
9/26/2021	American LNG Marketing LLC	Peninsula Energy Services Co	2014-209-LNG	Long-Term	Haiti	Delphinus	Ft. Lauderdale, Florida	4,240	
9/27/2021	American LNG Marketing LLC	Peninsula Energy Services Co	2014-209-LNG	Long-Term	Bahama Islands	Emerald Express	Ft. Lauderdale, Florida	3,392	
9/29/2021	American LNG Marketing LLC	Peninsula Energy Services Co	2014-209-LNG	Long-Term	Bahama Islands	Vi-Nais	Ft. Lauderdale, Florida	1,696	
9/30/2021	American LNG Marketing LLC	Peninsula Energy Services Co	2014-209-LNG	Long-Term	Bahama Islands	Florida Express	Ft. Lauderdale, Florida	1,696	
9/30/2021	American LNG Marketing LLC	Peninsula Energy Services Co	2014-209-LNG	Long-Term	Barbados	AS Laetitia	Ft. Lauderdale, Florida	5,088	
<b>TOTAL Exports of LNG (ISO)</b>								<b>696,208</b>	

[S] Spot – a one-time transaction for near-term delivery of a specific quantity of LNG at a specific location. Prior to 2006, spot cargos could be included in either long-term or short-term authorized types.

[\*] Split cargo – a single shipment of LNG where portions of the cargo have different transactional characteristics. For instance, a single cargo can have more than one buyer, supplier, price, unloading port, loading port, or DOE authorization.

[C] Commissioning cargo – pre-commercial cargo loaded while export facility operations are still undergoing final testing and inspection. Commissioning cargos may occur multiple times for the same facility as individual LNG trains enter service.

[L] Liquefaction fees – liquefaction fees have been included in the cargo prices for all months. See Table 1(f) for a summary price per export facility per month.

Countries of destination are current as of publication date. Any updates to countries of destination reported will be published in the next scheduled *LNG Monthly*.

### VESSEL-BORNE EXPORTS OF DOMESTICALLY-PRODUCED LIQUEFIED NATURAL GAS (LNG) SHIPPED BY ISO CONTAINER

Table 2b

Date of Departure	Name of Exporter	Supplier	Docket Number	Country of Destination	Name of Ocean Going Vessel	ISO Container Loading Facility & Location	U.S. Export Port or Terminal	Volume (Mcf of Natural Gas)	Notes
8/8/2021	Eagle LNG Partners Jacksonville II LLC	Tiger Paw Marketing LLC	2017-79-LNG	Jamaica	Cape Akritas	Eagle LNG Maxville, Florida	Jacksonville, Florida	790	
8/8/2021	Eagle LNG Partners Jacksonville II LLC	Tiger Paw Marketing LLC	2017-79-LNG	Jamaica	Cape Akritas	Eagle LNG Maxville, Florida	Jacksonville, Florida	790	
8/13/2021	Eagle LNG Partners Jacksonville II LLC	Tiger Paw Marketing LLC	2017-79-LNG	Jamaica	AS Sabrina	Eagle LNG Maxville, Florida	Jacksonville, Florida	864	
9/14/2021	Eagle LNG Partners Jacksonville II LLC	Tiger Paw Marketing LLC	2017-79-LNG	Antigua and Barbuda	Warnow Whale	Eagle LNG Maxville, Florida	Port Everglades, Florida	837	
9/23/2021	Eagle LNG Partners Jacksonville II LLC	Tiger Paw Marketing LLC	2017-79-LNG	Antigua and Barbuda	AS Fabrizia	Eagle LNG Maxville, Florida	Port Everglades, Florida	828	
9/23/2021	Eagle LNG Partners Jacksonville II LLC	Tiger Paw Marketing LLC	2017-79-LNG	Antigua and Barbuda	AS Fabrizia	Eagle LNG Maxville, Florida	Port Everglades, Florida	837	
<b>TOTAL Exports of LNG (ISO)</b>								<b>4,946</b>	

[S] **Spot** – a one-time transaction for near-term delivery of a specific quantity of LNG at a specific location. Prior to 2006, spot cargos could be included in either long-term or short-term authorized types.

[\*] **Split cargo** – a single shipment of LNG where portions of the cargo have different transactional characteristics. For instance, a single cargo can have more than one buyer, supplier, price, unloading port, loading port, or DOE authorization.

[C] **Commissioning cargo** – pre-commercial cargo loaded while export facility operations are still undergoing final testing and inspection. Commissioning cargos may occur multiple times for the same facility as individual LNG trains enter service.

[L] **Liquefaction fees** – liquefaction fees have been included in the cargo prices for all months. See Table 1(f) for a summary price per export facility per month.

Countries of destination are current as of publication date. Any updates to countries of destination reported will be published in the next scheduled *LNG Monthly*.

Office of Fossil Energy and Carbon Management  
 Office of Resource Sustainability  
 Office of Regulation, Analysis, and Engagement  
 Division of Natural Gas Regulation  
 Phone: 202-586-7991  
 Email: [ngreports@hq.doe.gov](mailto:ngreports@hq.doe.gov)



**VESSEL-BORNE RE-EXPORTS OF LIQUEFIED NATURAL GAS (LNG)**

Table 2c

Date of Departure	Authorization Holder	Supplier(s)	Exporter	Purchaser	Docket Number	Country of Destination	Name of Tanker	Departure Terminal	Volume (Mcf of Natural Gas)	Notes
None.										
<b>TOTAL Re-Exports of LNG</b>									<b>0</b>	

[S] Spot - a one-time transaction for near-term delivery of a specific quantity of LNG at a specific location. Prior to 2006, spot cargos could be included in either long-term or short-term authorization types.

[\*] Split cargo - a single shipment of LNG where portions of the cargo have different transactional characteristics. For instance, a single cargo can have more than one buyer, supplier, price, unloading port, loading port, or DOE authorization.

[C] Commissioning cargo - pre-commercial cargo loaded while export facility operations are still undergoing final testing and inspection. Commissioning cargos may occur multiple times for the same facility as individual LNG trains enter service.

### LNG Imports by Country of Origin

(Bcf of Natural Gas)

Table 2d(i)

2021	January	February	March	April	May	June	July	August	September	October	November	December	TOTAL
Egypt	-	-	-	-	-	-	-	-	-	-	-	-	0.0
France	-	-	-	-	-	-	-	-	-	-	-	-	0.0
Nigeria	-	-	-	-	-	-	-	-	-	-	-	-	0.0
Norway	-	-	-	-	-	-	-	-	-	-	-	-	0.0
Qatar	-	-	-	-	-	-	-	-	-	-	-	-	0.0
Trinidad	6.4	5.7	1.4	-	1.7	-	1.7	-	1.2	-	-	-	18.1
United Kingdom	-	-	-	-	-	-	-	-	-	-	-	-	0.0
Yemen	-	-	-	-	-	-	-	-	-	-	-	-	0.0
<b>TOTAL Imports of LNG</b>	<b>6.4</b>	<b>5.7</b>	<b>1.4</b>	<b>-</b>	<b>1.7</b>	<b>-</b>	<b>1.7</b>	<b>-</b>	<b>1.2</b>	<b>-</b>	<b>-</b>	<b>-</b>	<b>18.1</b>

### LNG Imports by Receiving Terminal

(Bcf of Natural Gas)

Table 2d(ii)

2021	January	February	March	April	May	June	July	August	September	October	November	December	TOTAL
Cameron, LA	-	-	-	-	-	-	-	-	-	-	-	-	0.0
Cove Point, MD	-	-	-	-	-	-	-	-	-	-	-	-	0.0
Elba Island, GA	-	-	-	-	-	-	-	-	-	-	-	-	0.0
Everett, MA	6.4	5.7	1.4	-	1.7	-	1.7	-	1.2	-	-	-	18.1
Freeport, TX	-	-	-	-	-	-	-	-	-	-	-	-	0.0
Golden Pass, TX	-	-	-	-	-	-	-	-	-	-	-	-	0.0
Gulf LNG, MS	-	-	-	-	-	-	-	-	-	-	-	-	0.0
Lake Charles, LA	-	-	-	-	-	-	-	-	-	-	-	-	0.0
Neptune Deepwater Port	-	-	-	-	-	-	-	-	-	-	-	-	0.0
Northeast Gateway	-	-	-	-	-	-	-	-	-	-	-	-	0.0
<b>TOTAL Imports of LNG</b>	<b>6.4</b>	<b>5.7</b>	<b>1.4</b>	<b>-</b>	<b>1.7</b>	<b>-</b>	<b>1.7</b>	<b>-</b>	<b>1.2</b>	<b>-</b>	<b>-</b>	<b>-</b>	<b>18.1</b>

### LNG Imports by Company

(Bcf of Natural Gas)

Table 2d(iii)

2021	January	February	March	April	May	June	July	August	September	October	November	December	TOTAL
BG LNG Services, LLC	-	-	-	-	-	-	-	-	-	-	-	-	0.0
BP Energy	-	-	-	-	-	-	-	-	-	-	-	-	0.0
Cheniere Marketing LLC	-	-	-	-	-	-	-	-	-	-	-	-	0.0
ConocoPhillips	-	-	-	-	-	-	-	-	-	-	-	-	0.0
Constellation LNG, LLC	6.4	5.7	1.4	-	1.7	-	1.7	-	1.2	-	-	-	18.1
Engie Gas & LNG LLC	-	-	-	-	-	-	-	-	-	-	-	-	0.0
Excelerate Energy Gas Marketing L.P.	-	-	-	-	-	-	-	-	-	-	-	-	0.0
Freeport LNG Development, L.P.	-	-	-	-	-	-	-	-	-	-	-	-	0.0
Pacific Summit Energy LLC	-	-	-	-	-	-	-	-	-	-	-	-	0.0
Sempra LNG Marketing	-	-	-	-	-	-	-	-	-	-	-	-	0.0
Shell NA LNG LLC	-	-	-	-	-	-	-	-	-	-	-	-	0.0
Statoil Natural Gas	-	-	-	-	-	-	-	-	-	-	-	-	0.0
Total Gas & Power	-	-	-	-	-	-	-	-	-	-	-	-	0.0
<b>Total Imports of LNG</b>	<b>6.4</b>	<b>5.7</b>	<b>1.4</b>	<b>-</b>	<b>1.7</b>	<b>-</b>	<b>1.7</b>	<b>-</b>	<b>1.2</b>	<b>-</b>	<b>-</b>	<b>-</b>	<b>18.1</b>

\*Very small volumes shown as zero due to rounding.

### SHORT-TERM VESSEL-BORNE IMPORTS OF LIQUEFIED NATURAL GAS

Table 2e(i)

Date of Arrival	Name of Importer	Seller	Docket Number	Country of Origin	Name of Tanker	Receiving Terminal	Volume (Mcf of Natural Gas)	Notes
1/31/2021	Constellation LNG, LLC	ENGIE Energy Marketing NA, Inc.	2020-12-LNG	Trinidad	BW GDF Suez Boston	Everett, Massachusetts	1,190,670	[S]
<b>TOTAL Short-Term Imports of LNG</b>							<b>1,190,670</b>	

[S] Spot - a one-time transaction for near-term delivery of a specific quantity of LNG at a specific location. Prior to 2006, spot cargos could be included in either long-term or short-term authorization types.

[\*] Split cargo - a single shipment of LNG where portions of the cargo have different transactional characteristics. For instance, a single cargo can have more than one buyer, supplier, price, unloading port, loading port, or DOE authorization.

### LONG-TERM VESSEL-BORNE IMPORTS OF LIQUEFIED NATURAL GAS

Table 2e(ii)

Date of Arrival	Name of Importer	Seller	Docket Number	Country of Origin	Name of Tanker	Receiving Terminal	Volume (Mcf of Natural Gas)	Notes
1/9/2021	Constellation LNG, LLC	Naturgy LNG Marketing Limited	2019-5-LNG	Trinidad	Iberica Knutsen	Everett, Massachusetts	2,859,650	
1/23/2021	Constellation LNG, LLC	Naturgy LNG Marketing Limited	2019-5-LNG	Trinidad	Iberica Knutsen	Everett, Massachusetts	2,325,329	
2/8/2021	Constellation LNG, LLC	Naturgy LNG Marketing Limited	2019-5-LNG	Trinidad	Iberica Knutsen	Everett, Massachusetts	2,853,921	
2/24/2021	Constellation LNG, LLC	Naturgy LNG Marketing Limited	2019-5-LNG	Trinidad	Catalunya Spirit	Everett, Massachusetts	2,833,638	
3/13/2021	Constellation LNG, LLC	Naturgy LNG Marketing Limited	2019-5-LNG	Trinidad	Catalunya Spirit	Everett, Massachusetts	1,406,451	
5/15/2021	Constellation LNG, LLC	Naturgy LNG Marketing Limited	2019-5-LNG	Trinidad	Catalunya Spirit	Everett, Massachusetts	1,662,155	
7/7/2021	Constellation LNG, LLC	Naturgy LNG Marketing Limited	2019-5-LNG	Trinidad	Methane Lydon Volney	Everett, Massachusetts	1,713,534	
9/16/2021	Constellation LNG, LLC	Naturgy LNG Marketing Limited	2019-5-LNG	Trinidad	Iberica Knutsen	Everett, Massachusetts	1,220,697	
<b>TOTAL Long-Term Imports of LNG</b>							<b>16,875,375</b>	

**TOTAL LNG IMPORTS**

**18,066,045**

[S] Spot - a one-time transaction for near-term delivery of a specific quantity of LNG at a specific location. Prior to 2006, spot cargos could be included in either long-term or short-term authorization types.

[\*] Split cargo - a single shipment of LNG where portions of the cargo have different transactional characteristics. For instance, a single cargo can have more than one buyer, supplier, price, unloading port, loading port, or DOE authorization.

[E-P] - a portion of this cargo was delivered to Everett, MA on 16 February 2017 and a portion was delivered to Ponce, Puerto Rico on 22 February 2017.

## VESSEL-BORNE IMPORTS OF LIQUEFIED NATURAL GAS (LNG) TO PUERTO RICO

Table 2f

Date of Arrival	Name of Importer	Seller	Docket Number	Country of Origin	Name of Tanker	Receiving Terminal	Volume (Mcf of Natural Gas)	Notes
1/1/2021	NFEnergía LLC	NFE North Trading Ltd	2020-7-LNG	Trinidad	Coral Encanto	San Juan, Puerto Rico	451,246	[S]
1/4/2021	Naturgy Aprovisionamientos S.A.	Naturgy Aprovisionamientos S.A.	2020-116-LNG	Trinidad	Gemmata	Ponce, Puerto Rico	1,276,345	[*]
1/10/2021	Naturgy Aprovisionamientos S.A.	Naturgy Aprovisionamientos S.A.	2020-116-LNG	Trinidad	LNG Unity	Ponce, Puerto Rico	763,664	[*]
1/10/2021	NFEnergía LLC	NFE North Trading Ltd	2020-7-LNG	Trinidad	Coral Encanto	San Juan, Puerto Rico	408,515	[S]
1/12/2021	NFEnergía LLC	NFE North Trading Ltd	2020-7-LNG	Trinidad	Coral Encanto	San Juan, Puerto Rico	190,168	[S]
1/17/2021	Naturgy Aprovisionamientos S.A.	Naturgy Aprovisionamientos S.A.	2020-116-LNG	Trinidad	Castillo de Villalba	Ponce, Puerto Rico	1,197,125	[*]
1/19/2021	NFEnergía LLC	NFE North Trading Ltd	2020-7-LNG	Trinidad	Coral Encanto	San Juan, Puerto Rico	533,298	[S]
1/24/2021	Naturgy Aprovisionamientos S.A.	Naturgy Aprovisionamientos S.A.	2020-116-LNG	Trinidad	Castillo de Villalba	Ponce, Puerto Rico	798,956	[*]
1/27/2021	NFEnergía LLC	NFE North Trading Ltd	2020-7-LNG	Trinidad	Coral Encanto	San Juan, Puerto Rico	309,438	[S]
1/29/2021	Naturgy Aprovisionamientos S.A.	Naturgy Aprovisionamientos S.A.	2020-116-LNG	Trinidad	Iberica Knutsen	Ponce, Puerto Rico	542,740	[*]
2/5/2021	Naturgy Aprovisionamientos S.A.	Naturgy Aprovisionamientos S.A.	2020-116-LNG	Trinidad	Catalunya Spirit	Ponce, Puerto Rico	1,405,506	[*]
2/6/2021	NFEnergía LLC	NFE North Trading Ltd	2020-7-LNG	Trinidad	Coral Encanto	San Juan, Puerto Rico	492,347	[S]
2/16/2021	Naturgy Aprovisionamientos S.A.	Naturgy Aprovisionamientos S.A.	2020-116-LNG	Trinidad	BW GDF Suez Boston	Ponce, Puerto Rico	1,516,921	[*]
2/18/2021	NFEnergía LLC	NFE North Trading Ltd	2020-7-LNG	Trinidad	Coral Encanto	San Juan, Puerto Rico	605,388	[S]
2/23/2021	Naturgy Aprovisionamientos S.A.	Naturgy Aprovisionamientos S.A.	2020-116-LNG	Trinidad	British Partner	Ponce, Puerto Rico	1,473,258	[*]
3/3/2021	Naturgy Aprovisionamientos S.A.	Naturgy Aprovisionamientos S.A.	2020-116-LNG	Trinidad	Gemmata	Ponce, Puerto Rico	1,409,459	[*]
3/7/2021	NFEnergía LLC	NFE North Trading Ltd	2020-7-LNG	Trinidad	Coral Encanto	San Juan, Puerto Rico	380,296	[S]
3/16/2021	Naturgy Aprovisionamientos S.A.	Naturgy Aprovisionamientos S.A.	2020-116-LNG	Trinidad	Gemmata	Ponce, Puerto Rico	1,408,169	[*]
3/17/2021	NFEnergía LLC	NFE North Trading Ltd	2020-7-LNG	Trinidad	Coral Encanto	San Juan, Puerto Rico	344,503	[S]
3/22/2021	Naturgy Aprovisionamientos S.A.	Naturgy Aprovisionamientos S.A.	2020-116-LNG	Trinidad	Catalunya Spirit	Ponce, Puerto Rico	1,439,035	[*]
3/24/2021	NFEnergía LLC	NFE North Trading Ltd	2020-7-LNG	Trinidad	Coral Encanto	San Juan, Puerto Rico	329,857	[S]
3/29/2021	Naturgy Aprovisionamientos S.A.	Naturgy Aprovisionamientos S.A.	2020-116-LNG	Trinidad	Catalunya Spirit	Ponce, Puerto Rico	1,377,420	[*]
4/1/2021	NFEnergía LLC	NFE North Trading LTD	2020-7-LNG	Trinidad	Coral Encanto	San Juan, Puerto Rico	303,878	[S]
4/5/2021	Naturgy Aprovisionamientos S.A.	Naturgy Aprovisionamientos S.A.	2020-116-LNG	Trinidad	Rioja Knutsen	Ponce, Puerto Rico	1,438,257	[*]
4/10/2021	NFEnergía LLC	NFE North Trading LTD	2020-7-LNG	Trinidad	Coral Encanto	San Juan, Puerto Rico	303,426	[S]
4/16/2021	Naturgy Aprovisionamientos S.A.	Naturgy Aprovisionamientos S.A.	2020-116-LNG	Trinidad	Methane Kari Elin	Ponce, Puerto Rico	1,397,204	[*]
4/18/2021	NFEnergía LLC	NFE North Trading LTD	2020-7-LNG	Trinidad	Coral Encanto	San Juan, Puerto Rico	329,222	[S]
4/26/2021	Naturgy Aprovisionamientos S.A.	Naturgy Aprovisionamientos S.A.	2020-116-LNG	Trinidad	Flex Aurora	Ponce, Puerto Rico	1,735,707	[*]
4/29/2021	NFEnergía LLC	NFE North Trading LTD	2020-7-LNG	Trinidad	Coral Encanto	San Juan, Puerto Rico	83,873	[S]
5/4/2021	NFEnergía LLC	NFE North Trading Ltd	2020-7-LNG	Trinidad	Coral Encanto	San Juan, Puerto Rico	198,351	[*]
5/6/2021	Naturgy Aprovisionamientos S.A.	Naturgy Aprovisionamientos S.A.	2020-116-LNG	Trinidad	Gemmata	Ponce, Puerto Rico	1,417,801	[*]
5/11/2021	NFEnergía LLC	NFE North Trading Ltd	2020-7-LNG	Trinidad	Coral Encanto	San Juan, Puerto Rico	291,808	[*]
5/17/2021	Naturgy Aprovisionamientos S.A.	Naturgy Aprovisionamientos S.A.	2020-116-LNG	Trinidad	Gemmata	Ponce, Puerto Rico	1,411,377	[*]
5/20/2021	NFEnergía LLC	NFE North Trading Ltd	2020-7-LNG	Trinidad	Coral Encanto	San Juan, Puerto Rico	327,353	[*]
5/26/2021	Naturgy Aprovisionamientos S.A.	Naturgy Aprovisionamientos S.A.	2020-116-LNG	Trinidad	Cadiz Knutsen	Ponce, Puerto Rico	1,597,667	[*]
5/27/2021	NFEnergía LLC	NFE North Trading Ltd	2020-7-LNG	Trinidad	Coral Encanto	San Juan, Puerto Rico	403,137	[*]
6/1/2021	NFEnergía LLC	NFE North Trading LLC	2020-7-LNG	Trinidad	Coral Encanto	San Juan, Puerto Rico	223,330	[*]
6/2/2021	Naturgy Aprovisionamientos S.A.	Naturgy Aprovisionamientos S.A.	2020-116-LNG	Trinidad	Cadiz Knutsen	Ponce, Puerto Rico	1,278,596	[*]
6/7/2021	NFEnergía LLC	NFE North Trading LLC	2020-7-LNG	Trinidad	Coral Encanto	San Juan, Puerto Rico	329,593	[*]
6/9/2021	Naturgy Aprovisionamientos S.A.	Naturgy Aprovisionamientos S.A.	2020-116-LNG	Trinidad	BW GDF Suez Boston	Ponce, Puerto Rico	1,364,909	[*]
6/13/2021	NFEnergía LLC	NFE North Trading LLC	2020-7-LNG	Trinidad	Coral Encanto	San Juan, Puerto Rico	240,047	[*]
6/15/2021	Naturgy Aprovisionamientos S.A.	Naturgy Aprovisionamientos S.A.	2020-116-LNG	Trinidad	BW GDF Suez Boston	Ponce, Puerto Rico	1,357,759	[*]
6/19/2021	NFEnergía LLC	NFE North Trading LLC	2020-7-LNG	Trinidad	Coral Encanto	San Juan, Puerto Rico	527,775	[*]
6/21/2021	Naturgy Aprovisionamientos S.A.	Naturgy Aprovisionamientos S.A.	2020-116-LNG	Trinidad	Methane Lydon Volney	Ponce, Puerto Rico	1,401,582	[*]
6/25/2021	NFEnergía LLC	NFE North Trading LLC	2020-7-LNG	Trinidad	Coral Encanto	San Juan, Puerto Rico	124,006	[*]

Note: Naturgy Aprovisionamientos S.A. (formerly Gas Natural Aprovisionamientos SDG. S.A.)

[S] Spot – a one-time transaction for near-term delivery of a specific quantity of LNG at a specific location.

[\*] Split cargo – a single shipment of LNG where portions of the cargo have different transactional characteristics. For instance, a single cargo can have more than one buyer, supplier, price, unloading port, loading port, or DOE authorization.

**VESSEL-BORNE IMPORTS OF LIQUEFIED NATURAL GAS (LNG) TO PUERTO RICO**

Table 2f

Date of Arrival	Name of Importer	Seller	Docket Number	Country of Origin	Name of Tanker	Receiving Terminal	Volume (Mcf of Natural Gas)	Notes
6/26/2021	Naturgy Aprovisionamientos S.A.	Naturgy Aprovisionamientos S.A.	2020-116-LNG	Trinidad	Methane Lydon Volney	Ponce, Puerto Rico	856,461	[*]
6/30/2021	NFEnergía LLC	NFE North Trading LLC	2020-7-LNG	Trinidad	Coral Encanto	San Juan, Puerto Rico	493,772	
7/3/2021	Naturgy Aprovisionamientos S.A.	Naturgy Aprovisionamientos S.A.	2020-116-LNG	Spain	Iberica Knutsen	Ponce, Puerto Rico	1,387,180	[*]
7/3/2021	NFEnergía LLC	NFE North Trading Ltd	2020-7-LNG	Trinidad and Tobago	Coral Encanto	San Juan, Puerto Rico	245,433	[S]
7/7/2021	Naturgy Aprovisionamientos S.A.	Naturgy Aprovisionamientos S.A.	2020-116-LNG	Spain	Iberica Knutsen	Ponce, Puerto Rico	606,770	[*]
7/7/2021	NFEnergía LLC	NFE North Trading Ltd	2020-7-LNG	Trinidad and Tobago	Avenir Accolade	San Juan, Puerto Rico	152,729	[S]
7/10/2021	NFEnergía LLC	NFE North Trading Ltd	2020-7-LNG	Trinidad and Tobago	Coral Encanto	San Juan, Puerto Rico	613,478	[S]
7/11/2021	Naturgy Aprovisionamientos S.A.	Naturgy Aprovisionamientos S.A.	2020-116-LNG	Spain	Iberica Knutsen	Ponce, Puerto Rico	752,800	[*]
7/15/2021	Naturgy Aprovisionamientos S.A.	Naturgy Aprovisionamientos S.A.	2020-116-LNG	Trinidad and Tobago	British Diamond	Ponce, Puerto Rico	1,249,608	[*]
7/19/2021	NFEnergía LLC	NFE North Trading Ltd	2020-7-LNG	Trinidad and Tobago	Coral Encanto	San Juan, Puerto Rico	512,759	[S]
7/21/2021	Naturgy Aprovisionamientos S.A.	Naturgy Aprovisionamientos S.A.	2020-116-LNG	Trinidad and Tobago	British Diamond	Ponce, Puerto Rico	1,434,807	[*]
7/26/2021	NFEnergía LLC	NFE North Trading Ltd	2020-7-LNG	Trinidad and Tobago	Coral Encanto	San Juan, Puerto Rico	250,683	[S]
7/28/2021	Naturgy Aprovisionamientos S.A.	Naturgy Aprovisionamientos S.A.	2020-116-LNG	Trinidad and Tobago	Iberica Knutsen	Ponce, Puerto Rico	1,291,033	[*]
8/2/2021	NFEnergía LLC	NFE North Trading Ltd	2020-7-LNG	Trinidad and Tobago	Avenir Accolade	San Juan, Puerto Rico	151,399	
8/3/2021	os S.A. (formerly named Gas Natural Aprovechos S.A. (formerly named Gas Natural Aprovechos S.A.))	os S.A. (formerly named Gas Natural Aprovechos S.A. (formerly named Gas Natural Aprovechos S.A.))	2020-116-LNG	Spain	Cadiz Knutsen	Ponce, Puerto Rico	1,384,749	[*]
8/5/2021	NFEnergía LLC	NFE North Trading Ltd	2020-7-LNG	Trinidad and Tobago	Coral Encanto	San Juan, Puerto Rico	403,576	
8/9/2021	os S.A. (formerly named Gas Natural Aprovechos S.A. (formerly named Gas Natural Aprovechos S.A.))	os S.A. (formerly named Gas Natural Aprovechos S.A. (formerly named Gas Natural Aprovechos S.A.))	2020-116-LNG	Spain	Cadiz Knutsen	Ponce, Puerto Rico	1,387,866	[*]
8/10/2021	NFEnergía LLC	NFE North Trading Ltd	2020-7-LNG	Trinidad and Tobago	Avenir Accolade	San Juan, Puerto Rico	151,773	
8/13/2021	NFEnergía LLC	NFE North Trading Ltd	2020-7-LNG	Trinidad and Tobago	Coral Encanto	San Juan, Puerto Rico	261,803	
8/18/2021	os S.A. (formerly named Gas Natural Aprovechos S.A. (formerly named Gas Natural Aprovechos S.A.))	os S.A. (formerly named Gas Natural Aprovechos S.A. (formerly named Gas Natural Aprovechos S.A.))	2020-116-LNG	Trinidad and Tobago	BW GDF Suez Boston	Ponce, Puerto Rico	1,413,751	[*]
8/19/2021	NFEnergía LLC	NFE North Trading Ltd	2020-7-LNG	Trinidad and Tobago	Coral Encanto	San Juan, Puerto Rico	314,384	
8/22/2021	NFEnergía LLC	NFE North Trading Ltd	2020-7-LNG	Trinidad and Tobago	Avenir Accolade	San Juan, Puerto Rico	150,246	
8/24/2021	os S.A. (formerly named Gas Natural Aprovechos S.A. (formerly named Gas Natural Aprovechos S.A.))	os S.A. (formerly named Gas Natural Aprovechos S.A. (formerly named Gas Natural Aprovechos S.A.))	2020-116-LNG	Trinidad and Tobago	BW GDF Suez Boston	Ponce, Puerto Rico	1,357,310	[*]
8/26/2021	NFEnergía LLC	NFE North Trading Ltd	2020-7-LNG	Trinidad and Tobago	Coral Encanto	San Juan, Puerto Rico	508,628	
8/29/2021	NFEnergía LLC	NFE North Trading Ltd	2020-7-LNG	Trinidad and Tobago	Avenir Accolade	San Juan, Puerto Rico	150,039	
9/3/2021	NFEnergía LLC	NFE North Trading Ltd	2020-7-LNG	Trinidad and Tobago	Coral Encanto	San Juan, Puerto Rico	214,562	
9/5/2021	os S.A. (formerly named Gas Natural Aprovechos S.A. (formerly named Gas Natural Aprovechos S.A.))	os S.A. (formerly named Gas Natural Aprovechos S.A. (formerly named Gas Natural Aprovechos S.A.))	2020-116-LNG	Trinidad and Tobago	Iberica Knutsen	Ponce, Puerto Rico	1,825,695	[*]
9/7/2021	NFEnergía LLC	NFE North Trading Ltd	2020-7-LNG	Trinidad and Tobago	Coral Encanto	San Juan, Puerto Rico	258,089	
9/10/2021	NFEnergía LLC	NFE North Trading Ltd	2020-7-LNG	Trinidad and Tobago	Avenir Accolade	San Juan, Puerto Rico	150,926	
9/15/2021	NFEnergía LLC	NFE North Trading Ltd	2020-7-LNG	Trinidad and Tobago	Coral Encanto	San Juan, Puerto Rico	612,345	
9/16/2021	os S.A. (formerly named Gas Natural Aprovechos S.A. (formerly named Gas Natural Aprovechos S.A.))	os S.A. (formerly named Gas Natural Aprovechos S.A. (formerly named Gas Natural Aprovechos S.A.))	2020-116-LNG	Trinidad and Tobago	BW GDF Suez Boston	Ponce, Puerto Rico	1,345,006	[*]
9/21/2021	NFEnergía LLC	NFE North Trading Ltd	2020-7-LNG	Trinidad and Tobago	Avenir Accolade	San Juan, Puerto Rico	150,453	
9/26/2021	NFEnergía LLC	NFE North Trading Ltd	2020-7-LNG	Trinidad and Tobago	Coral Encanto	San Juan, Puerto Rico	513,732	
<b>TOTAL Imports of LNG to Puerto Rico</b>							<b>59,294,157</b>	

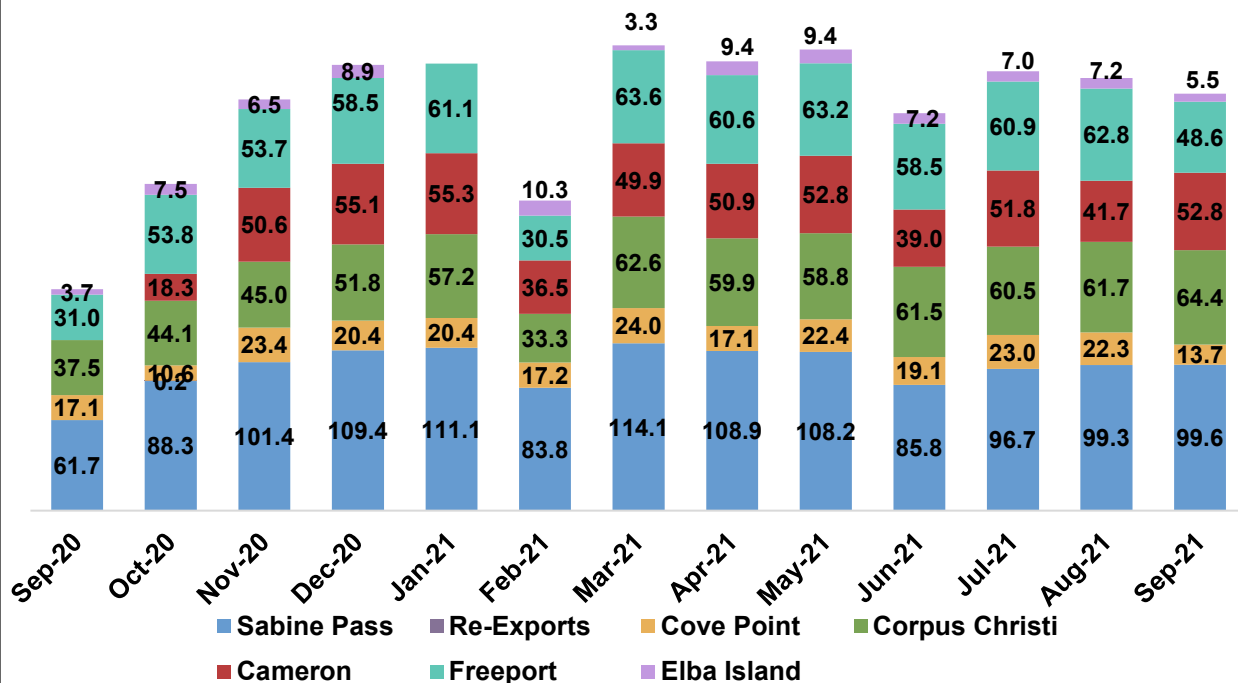
Note: Naturgy Aprovisionamientos S.A. (formerly Gas Natural Aprovechos S.A.)

[S] Spot – a one-time transaction for near-term delivery of a specific quantity of LNG at a specific location.

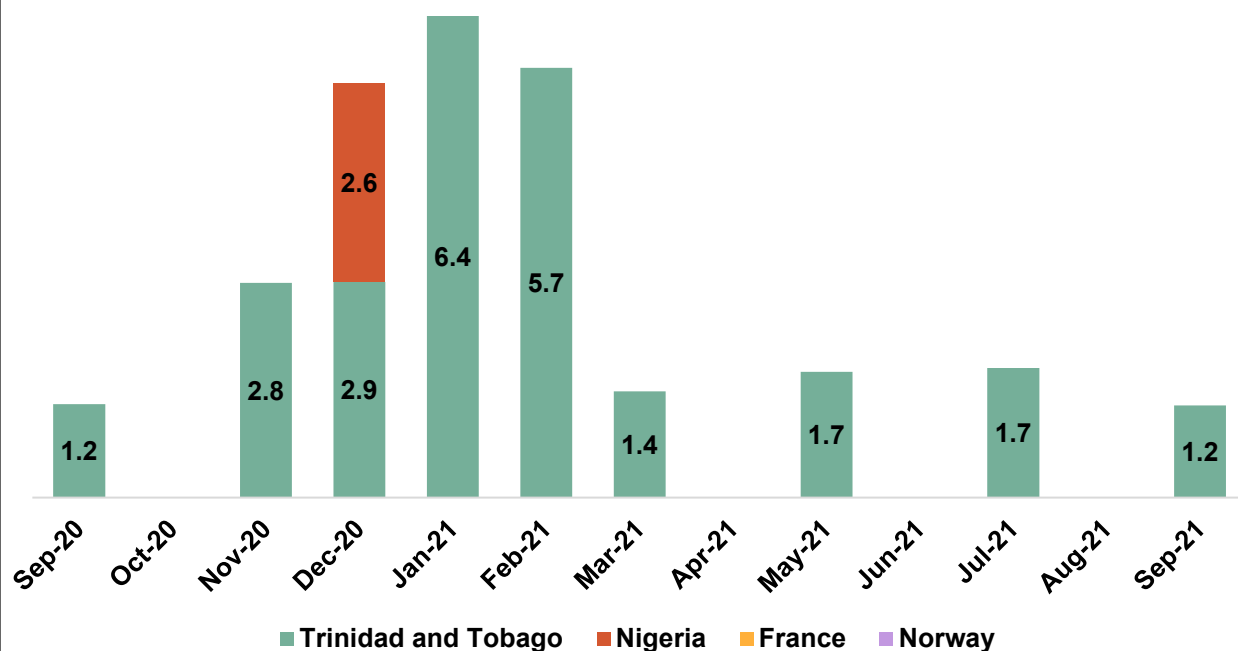
[\*] Split cargo – a single shipment of LNG where portions of the cargo have different transactional characteristics. For instance, a single cargo can have more than one buyer, supplier, price, unloading port, loading port, or DOE authorization.



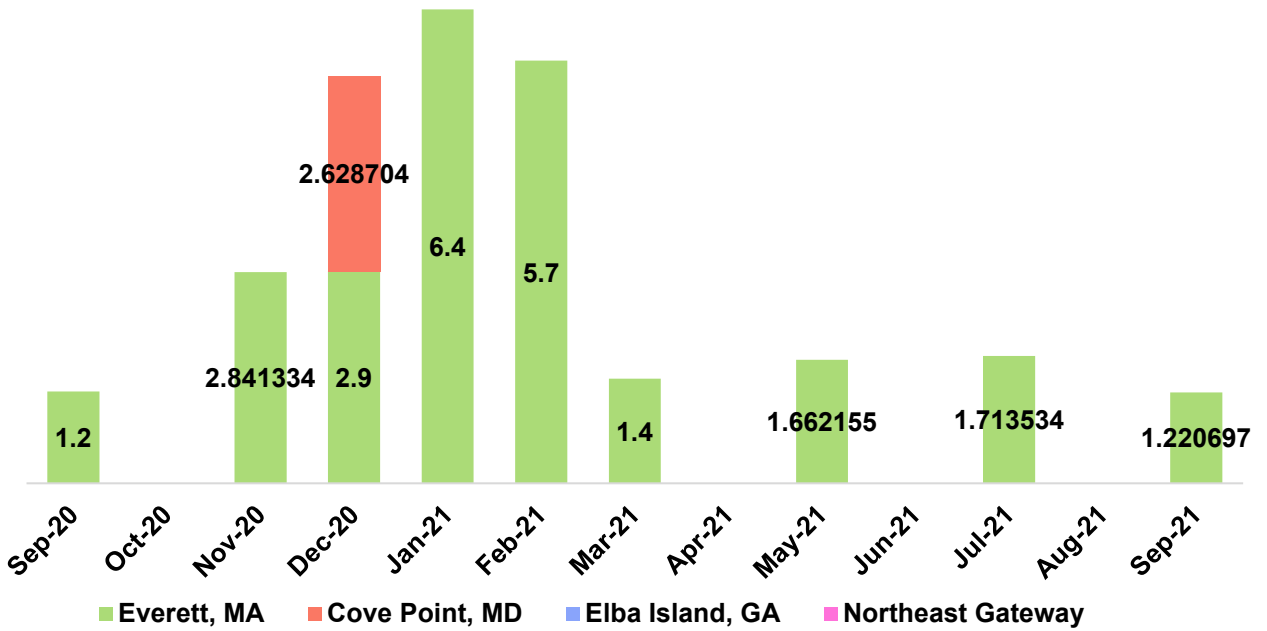
### U.S. LNG by Vessel – Export and Re-Export Volumes (Bcf)



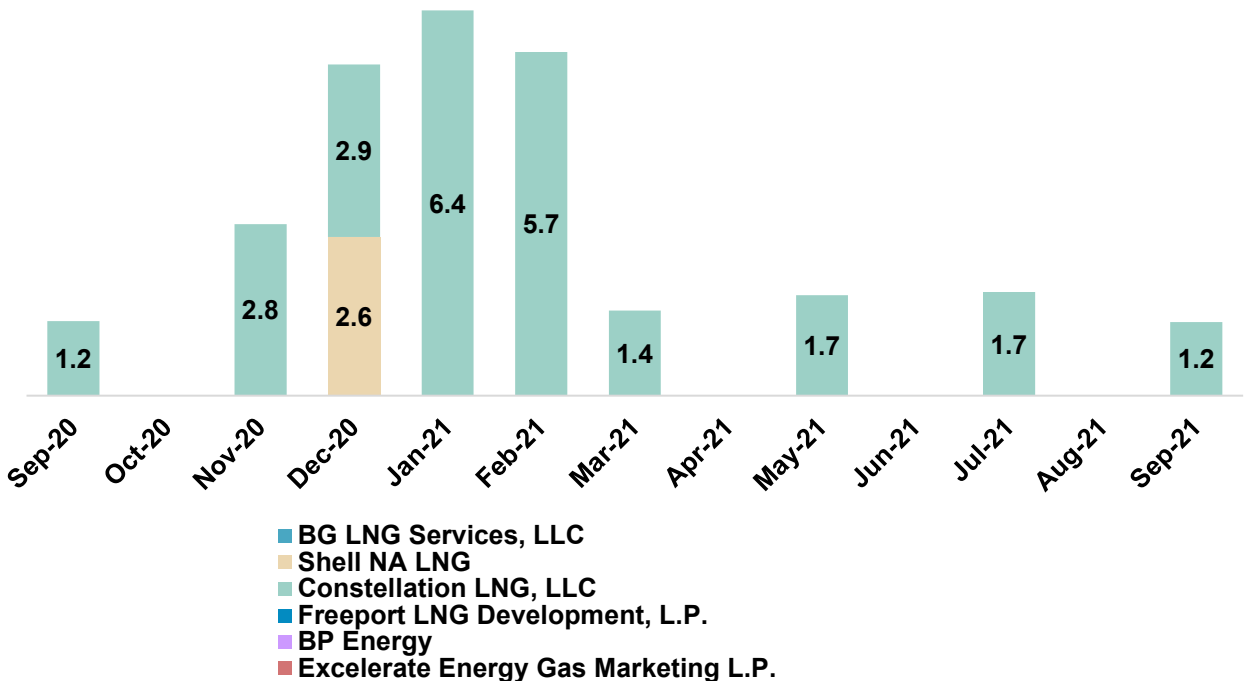
### U.S. LNG Import Volume by Source Country (Bcf)



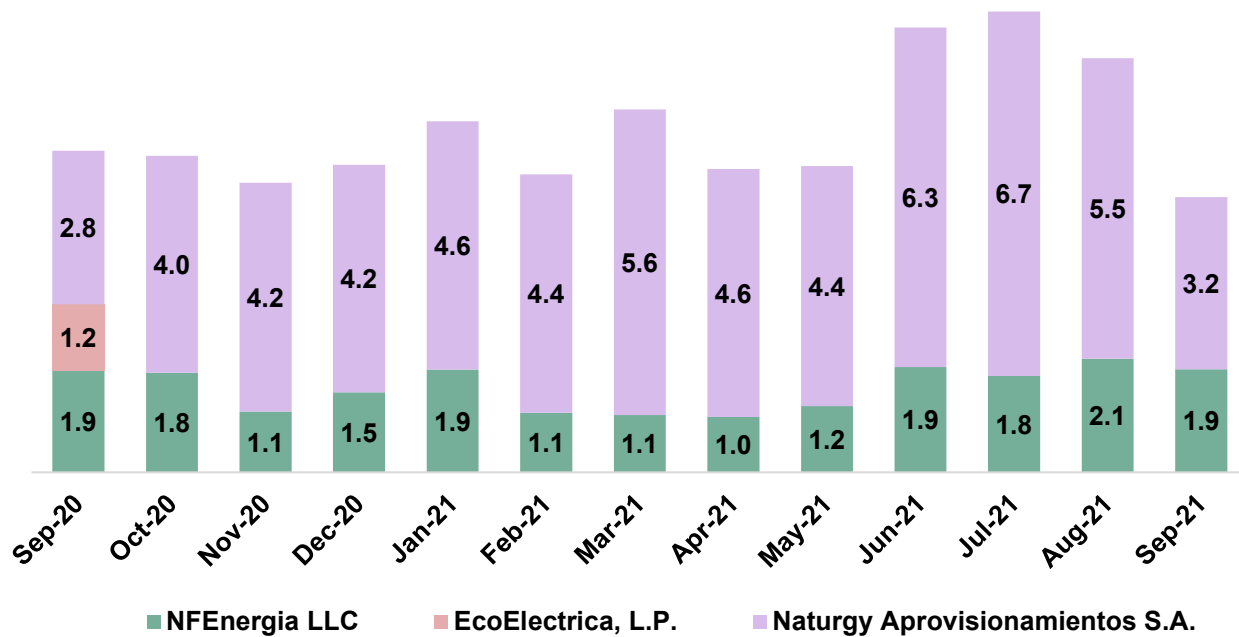
### U.S. LNG Import Volume by Terminal (Bcf)



### U.S. LNG Import Volume by Company (Bcf)



## U.S. LNG Import Volume by Company, Puerto Rico (Bcf)



## NOTES AND DEFINITIONS

- 1) Import prices are landed and include the price of the LNG, the transportation cost to the U.S. terminal, and the cost of offloading the LNG. Landed prices do not include regasification fees.
- 2) The data are provided by importers and exporters as a condition of their authorizations (which are issued by this office). They are reported as filed, after DOE review and any subsequent revisions by importers and exporters.
- 3) Spot cargos [S] are a one-time transaction for near-term delivery of a specific quantity of LNG at a specific location. Prior to 2006, spot cargos could be included in either long-term or short-term authorization types.
- 4) Split cargos [\*] refer to a single shipment of LNG where portions of the cargo have different transactional characteristics. For instance, a single cargo can have more than one buyer, supplier, price, unloading port, loading port, or DOE authorization.
- 5) Commissioning cargos [C] refer to pre-commercial cargos loaded while export facility operations are still undergoing final testing and inspection. Commissioning cargos may occur multiple times for the same facility as individual LNG trains enter
- 6) Liquefaction fees [L] - liquefaction fees have been included in the cargo's price. Beginning with July 2019 data, with the exception of some commissioning cargos as indicated in Table 2(a), all export cargo prices at all terminals include liquefaction
- 7) Short-term imports or exports are those cargos imported or exported under a company's short-term or "blanket" authorization. This type of authorization covers supply contracts with terms up to 2 years, including spot cargos. The authorization is not based on a specific supply contract, but covers all of the importer's short-term supply deals. DOE does not have copies of those contracts and they are not filed with the applications.
- 8) Long-term imports or exports are those cargos imported or exported under a company's long-term authorization. This type of authorization is tied to one specific supply contract with a term of more than two years. Redacted copies of the contracts are available on our website (please see below).
- 9) Authorization holders are required to file volume data in thousand cubic feet (Mcf). Therefore, data collected does not necessarily include equivalent amounts of energy, measured in million British thermal units (MMBtu).
- 10) Prices for exports from Kenai, Alaska are "delivered." This is the commodity price plus transportation to the receiving terminal in the destination country.
- 11) Prices for re-exports are the prices at the point of export, also known as FOB (free on board).
- 12) Export prices for cargos made pursuant to long-term SPA's/contracts typically do not include liquefaction fees. Exceptions where liquefaction fees have been included in a cargo's price will be noted with Note [L].
- 13) Data are current as of the publication date. Any revisions to reported data will be published in the next scheduled *LNG Monthly*.

Our web address is: [www.fossil.energy.gov](http://www.fossil.energy.gov)  
Click "Services," then click "Natural Gas Regulation."



U.S. DEPARTMENT OF  
**ENERGY** | Fossil Energy and  
Carbon Management  
OFFICE OF RESOURCE SUSTAINABILITY